

## **The Potential of Pulsed Electric Field in the Postharvest Process of Fruit and Vegetables: A Comprehensive Perspective.**

RASHVAND, Mahdi, KAZEMI, Amirali, NIKZADFAR, Mehrad, JAVED, Tasmiyah, LUKE, Leo Pappukutty, KJÆR, Katrine Møller, FEYISSA, Aberham Hailu, MILLMAN, Caroline and ZHANG, Hongwei <<http://orcid.org/0000-0002-7718-021X>>

Available from Sheffield Hallam University Research Archive (SHURA) at:  
<https://shura.shu.ac.uk/35141/>

---

This document is the Published Version [VoR]

### **Citation:**

RASHVAND, Mahdi, KAZEMI, Amirali, NIKZADFAR, Mehrad, JAVED, Tasmiyah, LUKE, Leo Pappukutty, KJÆR, Katrine Møller, FEYISSA, Aberham Hailu, MILLMAN, Caroline and ZHANG, Hongwei (2025). The Potential of Pulsed Electric Field in the Postharvest Process of Fruit and Vegetables: A Comprehensive Perspective. Food and Bioprocess Technology. [Article]

---

### **Copyright and re-use policy**

See <http://shura.shu.ac.uk/information.html>



# The Potential of Pulsed Electric Field in the Postharvest Process of Fruit and Vegetables: A Comprehensive Perspective

Mahdi Rashvand<sup>1</sup> · Amirali Kazemi<sup>2</sup> · Mehrad Nikzadfar<sup>3</sup> · Tasmiyah Javed<sup>1</sup> · Leo Pappukutty Luke<sup>1</sup> · Katrine Møller Kjær<sup>4</sup> · Aberham Hailu Feyissa<sup>4</sup> · Caroline Millman<sup>1</sup> · Hongwei Zhang<sup>1</sup>

Received: 23 September 2024 / Accepted: 3 March 2025  
© The Author(s) 2025

## Abstract

Pulsed electric field (PEF) is a novel non-thermal treatment for quality retention of fruits and vegetables (F&V) during postharvest processing. PEF helps to microbial control and retain several attributes such as the physical and chemical of F&V. This review outlines requirements and advances in electrical systems applied in PEF for F&V. In addition, it reviews the effect of PEF application on antioxidant activity, color, texture, weight loss, and other chemical properties affecting the shelf life of F&V. Attention is also drawn to the applicability of PEF technology as a pretreatment to assist design in the case of the emergence of sustainable bio-refineries based on F&V. PEF pretreatment enhances the extraction of valuable bioactive compounds and maintains quality characteristics of F&V which include color, phytochemicals, antioxidant capacity, proteins, volatile compounds, and sensory attributes. Furthermore, the current study highlights that electroporation of the cell membrane by PEF treatment enhances mass transfer during the drying and moisture loss processes of F&V. In this context, the extraordinary rapidity of treatment applications leads to considerable reductions in processing time and total energy consumption concerning traditional methods. The adaptability and scalability of PEF secure its application in sizes varying from small-scale operations driven by supermarket demand up to food units. However, PEF has limitations in the postharvest process of F&V due to its potential for the high energy costs associated with the technology. In addition, PEF cannot guarantee the inactivation of all microorganisms, particularly the spores and certain resilient bacterial strains that cause microbial regrowth on storage. Overall, this technology can further increase the yield obtained from extraction and extend shelf life, which is essential for processing facilities and consumers' benefit.

**Keywords** Non-thermal processing · Waste valorization · Drying · Shelf life · Pulsed electric field

## Introduction

The sustainability of the world's food supply has been of great concern to the food industries. Under this scenario, these two sectors give priority to the development of processing technologies that would both preserve and add

value to the nutritional quality of fresh fruits and vegetables (F&V) by promoting the presence of bio-accessible compounds (Brito & Silva, 2024). One of the promising non-thermal methods for F&V quality maintenance is the pulsed electric field (PEF) technique. This technology is used to inactivate several microorganisms and enzymes or reduce their activities in agricultural products. It also destroys the cell membranes in the food matrix without adversely affecting the characteristics of the products (Arshad et al., 2021a, 2021b; Giannoglou et al., 2021; Younis et al., 2023).

The success of PEF in the cell membrane permeabilization depends upon (i) process parameters that include electric field strength, treatment time, specific energy, pulse shape, pulse width, frequency, and temperature; (ii) food sample characteristics that include pH and electrical conductivity of the sample; and (iii) characteristics of the target cells, such as size, shape, food matrix or structure

✉ Mahdi Rashvand  
M.Rashvand@shu.ac.uk

<sup>1</sup> National Centre of Excellence for Food Engineering, Sheffield Hallam University, Sheffield, UK

<sup>2</sup> Biosystem Engineering Department, University of Tehran, Tehran, Iran

<sup>3</sup> Food Industry Engineering Department, University of Padua, Padua, Italy

<sup>4</sup> Food Production Engineering, National Food Institute, Technical University of Denmark, Kongens Lyngby, Denmark

membrane, and envelope structure (Arshad et al., 2020; Zhang et al., 2023a, 2023b). Recently, engineering aspects of PEF technology and its contribution to quality features of treated products have been well documented in the literature (Li et al., 2021a, 2021b; Moens et al., 2021; Palumbo et al., 2022; Salehi, 2020; Saletnik et al., 2022; Wu et al., 2020; Zhang et al., 2022a, 2022b). However, continued research is directed to enhance the PEF system and its treatment method regarding the physical, mechanical, and chemical properties of F&V through the manipulation of water activity. In F&V, water is essential for microorganism growth and enzymatic reactions (Chang et al., 2023a, 2023b; Zárate-Carbajal et al., 2024). PEF is not just a lethal action of microorganisms but also induces structural modifications that allow these processes to be used in valuable applications, such as waste valorization (Chatzimitakos et al., 2023; Faria & Silva, 2024; Naliyadhara et al., 2022).

Waste valorization is a process with enormous potential, and it is thought to bring an improvement in waste management (Giancaterino et al., 2024a, 2024b; Ramaswamy et al., 2024). PEF has been evidenced to be a valuable tool for the recovery of essential compounds from different fruit pomaces and skins in several studies (Nowacka et al., 2019a, 2019b; Andreou et al., 2020; Wang et al., 2020a, 2020, 2020b; Plazzotta et al., 2021; Shiekh et al., 2021; Macías-Garbett et al., 2022; Theagarajan et al., 2024; Rrucaj et al., 2024). Thus, PEF would be a process that would bring out benefits in terms of extracting value-added compounds. In addition, PEF application would optimize the drying process without nutrient quality loss of foods; due to the electroporation of cell membranes, enhancing mass (e.g., moisture) transfer during drying (Punthi et al., 2022). Researchers have applied PEF pretreatment followed by integrated hot air, vacuum, and freeze drying to food products such as carrots (Alam et al., 2018; Kim et al., 2023; Liu et al., 2020a, 2020b), mushrooms (Dadan et al., 2023; Li et al., 2021a, 2021b), basil leaves (Telfser and Galindo, 2019; Thamkaew & Galindo, 2020), potatoes (Shorstkii et al., 2022), kiwifruit (Llavata et al., 2024), and apple (Matys et al., 2023). These studies further reported that PEF prevents localization of high temperatures in F&V, which can lead to undesirable changes in color, flavor, and nutrition while helping to maintain an acceptable texture. It is reported to soften the tissue by lowering the turgor pressure, leading to textural changes for the ease of subsequent handling, cutting, and peeling (Koch et al., 2022; Moens et al., 2021). PEF-assisted peeling makes it possible to minimize weight loss and reduce chemical consumption and environmental pollution (Kempkes et al., 2017; Koch et al., 2022; Giancaterino and Jaeger, 2023). Thus, PEF-assisted peeling is an optimistic technique for the postharvest processing of F&V.

A number of reviews detailing the application of PEF in the sustainable food industry (Arshad et al., 2021a, 2021b),

extraction escalation (Naliyadhara et al., 2022), drying (Punthi et al., 2022), and solid foods processing (Zhang et al., 2023a, 2023b) are available in the literature. However, no review (to the best of our knowledge) exclusively focuses on the potential of PEF in the postharvest process of fresh fruit and vegetables. Therefore, the current review introduces the application of PEF on the shelf life of the F&V and also describes optimum processing operation of PEF treatment of food wastes for waste valorization aims. Furthermore, the effect of PEF on the drying process of F&V and its effect on their chemical compounds, macro/microstructure, and drying kinetics are explained. This review aims to motivate researchers to gather data that is credible, replicable, and free from methodological flaws.

## Mechanism

PEF technology treats the food product with short, high-intensity electrical pulses. PEF can be effectively implemented using two electrode plates, with the food material placed between them. This arrangement allows high-voltage pulses to directly act upon the food (Gomez et al., 2019). A typical PEF system comprises a treatment chamber, a high-voltage pulse generator, and a controller (Buchmann et al., 2018). The high-voltage pulse generator utilizes either a direct current power supply or alternating current from the source that is then rectified into a direct current within a particular rectifier stage. The final direct current voltage is stored in a source of capacitors as an energy reservoir. A designed high-voltage switch discharges the capacitor in controlled pulses to deliver the desired electrical treatment (Taha et al., 2022).

The pulses are produced by a high-voltage pulse generator and are targeted toward the electrodes present in the treatment chamber. The food product is placed between the electrodes and treated. Based on two categories of the physical state of the product to be treated, the treatment chamber can be classified into batch or continuous treatment chambers. For design of electric chamber, standard methods that affect treatment capacity include parallel, coaxial, and co-linear designs (Ramaswamy et al., 2024). Therefore, the design for the PEF chamber (parallel and co-linear designs) must provide the distribution of the electric field within the treatment area (Arshad et al., 2020).

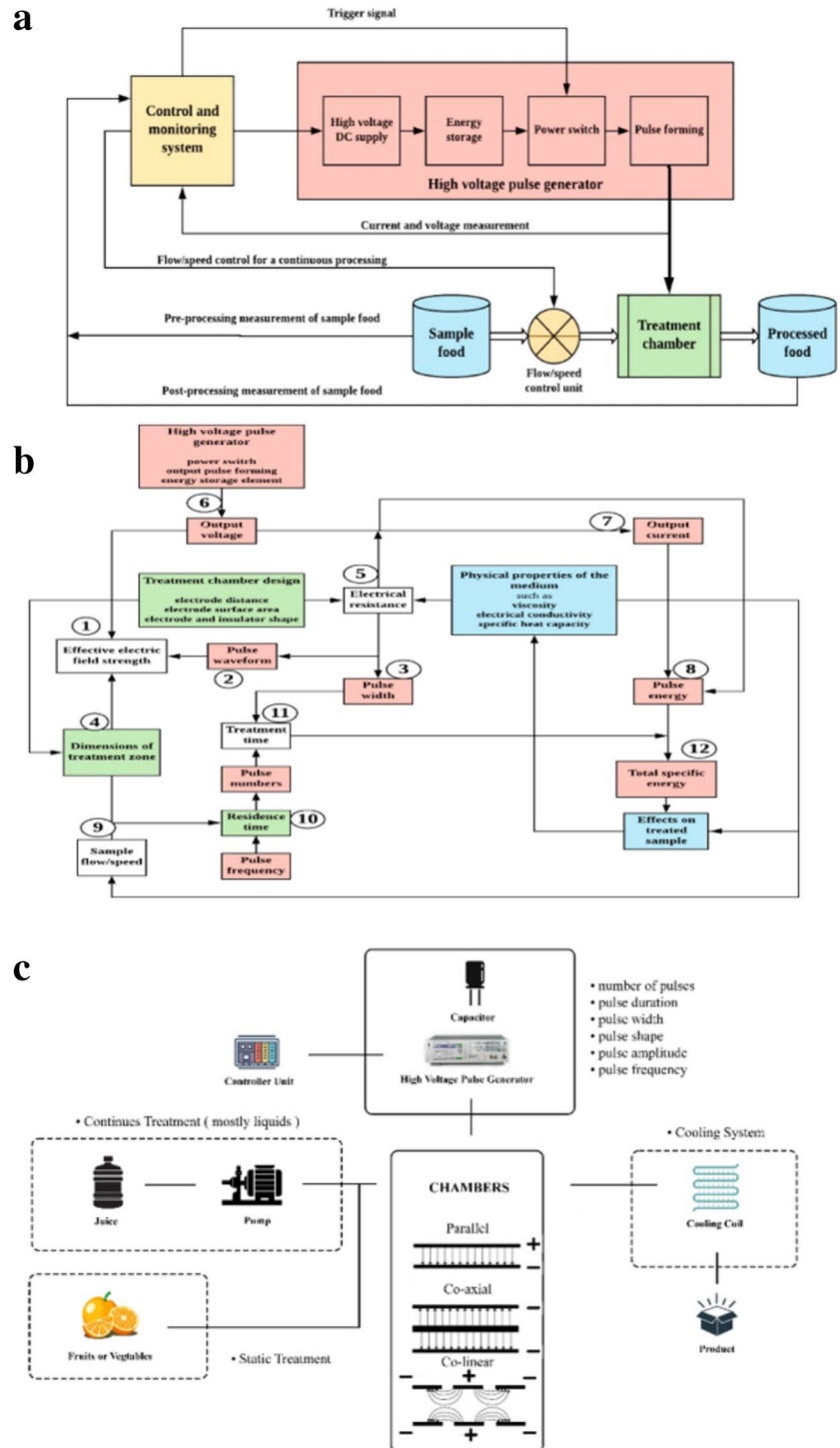
Compared to parallel and co-linear designs, the parallel design gives the most uniform field with the lowest energy consumption and temperature increase. The co-linear design creates hot spots due to the non-uniformity of the field (Masood et al., 2018). However, the co-linear chambers will have a higher treatment capacity (Arshad et al., 2020). The choice among these designs thus fundamentally depends on the specific requirements and priorities of the application

and treatment method (Arshad et al., 2020; Lombergar et al., 2024).

Figure 1a indicates the general electrical configuration of most PEF processing setups that include a treatment chamber, a pulsed power supply, and a control/monitoring system. Figure 1b describes the design steps in numerical order for calculating the process parameters for any particular

application or product. The optimization of these parameters can be obtained by keeping a few constants and finding out the rest dependent parameters in this sequence of the figure (Arshad et al., 2020). Work on the development of an optimum treatment protocol is highly relevant to successful process scaling. It will also be helpful in understanding and documentation of research pertaining to this technology. The

**Fig. 1** (a) Schematic diagram of a PEF-based F&V processing system. (b) Flow chart describes the interdependence of PEF-based food processing parameters associated with each part (Arshad et al., 2020). (c) Graphical representation of the PEF process and system setup for F&V products



most common pulse shapes used in food processing with PEF are rectangular, square, exponential, oscillatory, and a combined number of narrow and wide pulse duration pulses (Qin et al., 2022).

Figure 1c illustrates a graphical presentation of PEF system. The pulsed power generator generates high-voltage pulses to the treatment chamber filled with food. A typical such generator would normally include passive discrete components. Power switches are essential apparatus in the process of energy transfer that is stored either in the capacitors or magnetic fields within inductors. Precautions should be made so that the energy transfer occurs cost-effectively, as this is going to have a great impact on the general electrical design (Arshad et al., 2020). Depending on the raw material, the feeding system can be continuous for liquids (here juice) or static (here foods and vegetables). Continuous feeding systems depend on a pump to feed the chamber continuously. Chambers can be linear, coaxial, co-linear (as addressed in most research), or in other shapes depending on desired properties. Finally, a cooling system can be utilized to cool down the final product.

Researchers mainly use the rectangular and exponential decay (ED) waveforms to treat food products (Arshad et al., 2020; Zhang et al., 2018). The waveform can effectively affect electrodes and electrolysis, and high-intensity bipolar pulses may reduce it. It was found out that the non-oscillating exponential impulse presented the best performance in a study (Qin et al., 2022). It can be observed that high-intensity bipolar pulses and non-oscillating exponential impulses can be effective in reducing electrode disappearance and electrolysis during electrical stimulation. Also, there is an inverse relationship between field strength and pulse width. Lower field intensity with a broader pulse width can have similar results to higher field intensity with a narrower pulse width. The pulse width is limited to microseconds due to local thermal effects and oxygen production by electrolysis when the electric field is high (Guionet et al., 2015; Timmermans et al., 2019). Timmermans et al. (2019) found that more long pulses were efficient in comparison to shorter pulses and also should heed to the chamber design.

The treatment chamber design is a key to realizing uniformity in the electric field distribution. Several chamber designs are beneficial concerning efficiency and temperature control. However, careful consideration must be taken to realize optimum treatment results and avoid issues such as electrode disappearance and electrolysis. It is equally essential that parameters such as pulse width, pulse shape, and pulse frequency be optimized such that the efficacy and economic feasibility of PEF treatment are related (Arshad et al., 2020; Lombergar et al., 2024). Qin et al. (2022) have proposed a PEF chamber, with BaTiO<sub>3</sub> dielectric layers included, for the chamber to be released from electrode corrosion and work effectively. They observed that the chamber

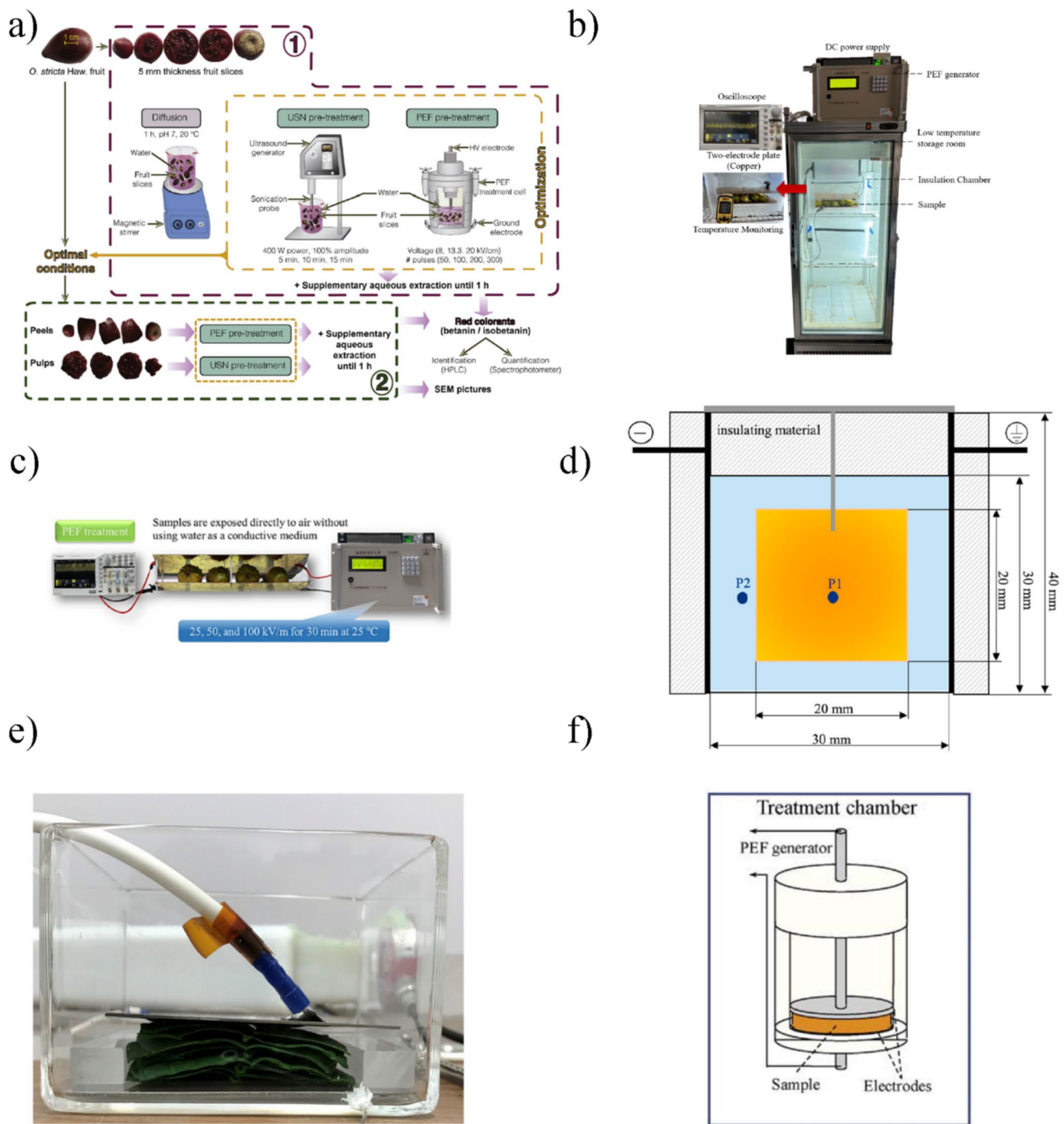
with dielectric layers successfully limited the generated iron ion in the treated yeast suspension compared with a standard chamber. Several pulse electric field setups from the literature are shown in Fig. 2.

Researchers mostly utilized cylindrical chambers for PEF treatment of the samples in liquid media. Koubaa et al. (2016) utilized a cylindrical batch treatment chamber, and two parallel stainless electrodes for the treatment of pears in a liquid solution. Most of the setups for F&V are static and consist of two parallel electrodes as the chamber (Fig. 2a). Chang et al., (2023a, 2023b) used chambers consisting of two copper plate electrodes; the setup was not protected from the air (Fig. 2c) and Chen et al. (2022) setup consisting of parallel copper electrode chambers combined with a refrigerator (Fig. 3b). The static setup with two parallel electrodes is very commonly used in treating fruits and fresh slices of it due to its simple and economic characteristics. In addition, PEF treatments coupled with refrigeration showed an innovative approach to maintaining the quality of the samples which need to be cooled throughout the treatment process. Astráin-Redín et al. (2023) used a cylindrical PEF chamber with parallel electrodes for the treatment of the carrots (Fig. 2d) and Yamakage et al. (2021) treated spinach samples between plate electrodes (Fig. 2e). Chambers with parallel electrodes are usually considered most effective in uniform electric field distribution and uniform treatment (Masood et al., 2018). Indeed, it can adapt different electrode setups to the specific features of each vegetable under treatment, ensuring effective contact and optimal PEF delivery. Such adaptability renders PEF technology versatile in food processing; hence, one should be very careful while choosing the chamber and the configuration of electrodes. Parniakov et al. (2016a) setup consists of two round electrodes for the treatment of the apple tissues (Fig. 2f). Generally, the application of PEF treatment for foods has been tested with multiple setups and configurations to obtain the best treatment effectiveness. The setup is optimized to achieve a good balance between, for example, electric field distribution, sample integrity, and process efficiency. Continuous innovation of setup design is also further needed to keep expanding the application of PEF technology within a wide variety of food matrices.

## Shelf Life

PEF pretreatment enhances the shelf life of F&V by disrupting cell membranes, which reduces microbial load and enzymatic activity while preserving nutritional and sensory qualities. This non-thermal technology is particularly effective as a pre-processing step, extending freshness and improving the efficiency of subsequent preservation methods. Changes in physical and chemical properties provoke changes in the F&V appearance and quality. Treatment is expected to extend shelf



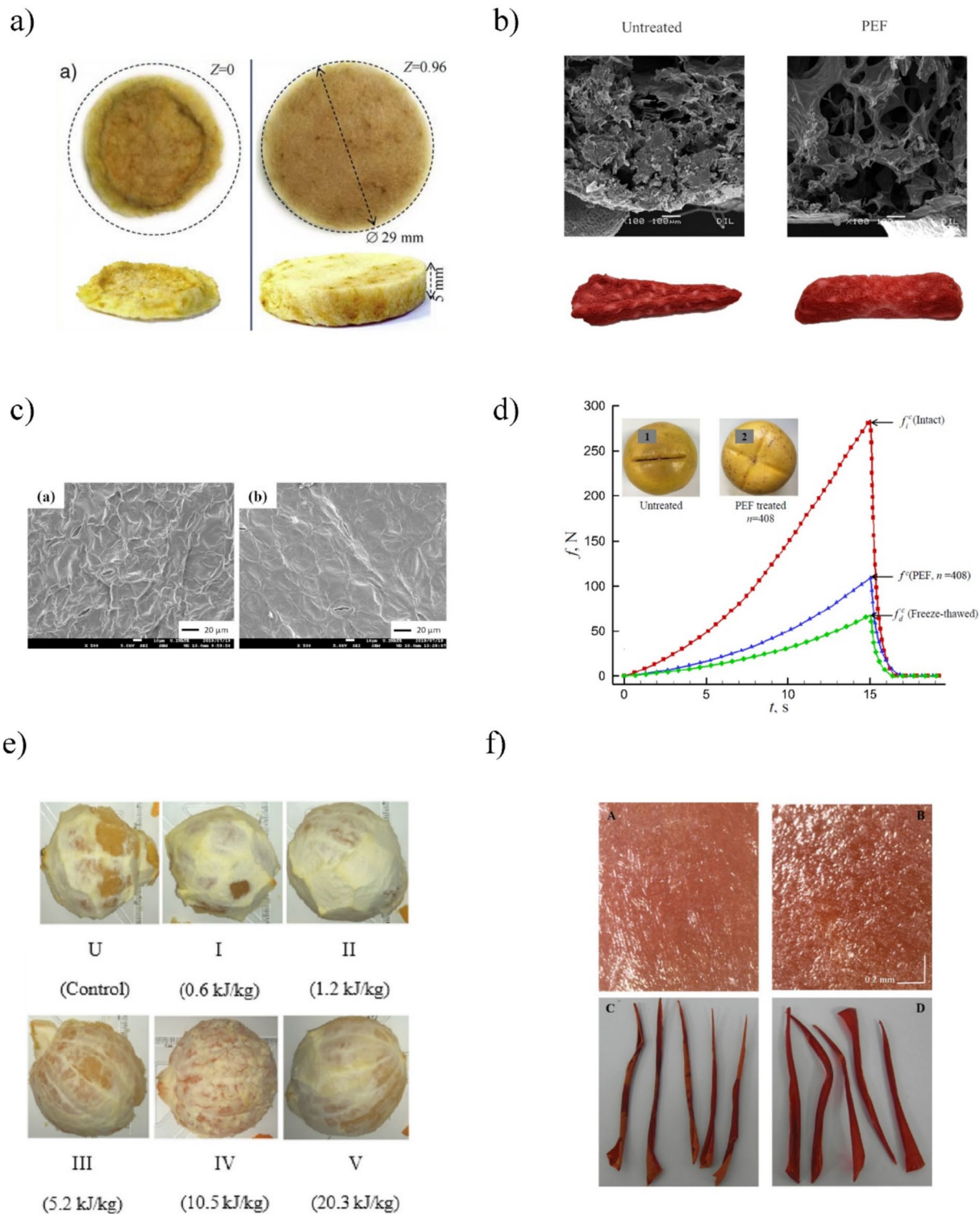


**Fig. 2** (a) Experimental setup of PEF and fusion by other non-thermal systems (Koubaa et al., 2016, (b) PEF processing system and storage device (Chen et al., 2022). (c) The process of PEF processing Atemoya (Chang et al., 2023a, 2023b). (d) Schematic of a longitudinal section of the treatment chamber together with the carrot sample

during application of the PEF treatment. P1 and P2 refer to the area where the carrot and treatment medium temperature were measured, respectively (Astráin-Redín et al., 2023). (e) Picture of reactor in PEF system (Yamakage et al., 2021). (f) The scheme of PEF-assisted vacuum cooling (Parniakov et al., 2016a, 2016b)

life and retain F&V properties during storage (Arshad et al., 2021a, 2021b). Using PEF as a non-thermal way of inhibiting microorganisms leads to the retention of several physical and chemical attributes of the F&V (Guo et al., 2022). Several

results have indicated the efficiency of PEF on the antioxidant, color, texture, weight loss, and other chemical properties that are responsible for the shelf life of the F&V.



**Fig. 3** Application of PEF on the **a** microstructures of the surface of dried samples (Yamakage et al., 2021). **(b)** Macroscopic photos of untreated and treated samples (Parniakov et al., 2016a, 2016b). **(c)** Homogeneous surface color of red pepper (Won et al., 2015). **(d)**

Albedo residues of oranges (Koch et al., 2022). **(e)** Chemical properties of the sample (Bobinaitė et al., 2015). **(f)** Force versus the time for the cutting tests of pomelo whole fruit (El Kantar et al., 2018)

## Antioxidant Properties

Researchers have discovered the PEF technology to be effective in maximizing the beneficial health effects such as the antioxidant properties (Souli et al., 2023; Liu et al., 2024a, 2024b). Antioxidants enhance well-being by scavenging the reactive substances that could cause adverse metabolic effects. The extraordinarily high levels of detrimental free radicals and reactive oxygen species (ROS) indicate that raising the concentrations of antioxidants may reduce chronic disease risks (Morales-De la Peña et al., 2021; Ali et al., 2024).

Research reported an increase in the antioxidant capacity of apples after PEF treatment applied  $0.4\text{--}2\text{ kV cm}^{-1}$  ( $0.008\text{--}1.3\text{ kJ kg}^{-1}$ ) as total specific energy input to the apple samples. A significant increase in antioxidant activity, by 43%, was obtained at  $0.008\text{ kJ kg}^{-1}$  energy level after 12 h of storage at  $4\text{ }^{\circ}\text{C}$ , in comparison with untreated samples and other energy level treatments, and 15% after 24 h at  $22\text{ }^{\circ}\text{C}$ . The same tendency was observed for phenolic content: at an energy level of  $0.008\text{ kJ kg}^{-1}$ , the optimum increment in total phenolics was reached after 24 h in storage at  $22\text{ }^{\circ}\text{C}$ , by 13% (Soliva-Fortuny et al., 2017). Similarly, Giannoglou et al. (2021) showed a rapid rise in phenolic content, which results in the release of antioxidant compounds after pulsed electric medium field (PEMF) treatment at 240 V, 96 J per pulse, 300 MHz. Researchers reported an increased amount of phenolic content in samples treated with PEMF and stored for 14 days. Both studies noticed an increase in phenolic content after applying the respective treatments and also low electric fields and pulsed electromagnetic fields seem to be effective. Although the initial rise could be immediate, enhanced phenolic content appears to be maintained over long storage periods.

The browning index is a critical quality parameter for evaluating food products, as it quantifies color changes that may result from enzymatic or non-enzymatic browning reactions. Studies have demonstrated a positive correlation between the antioxidant potential of fruits and vegetables and their contents of vitamin C and phenolic compounds, including phenolic acids and flavonoids (Dermesonlouglou et al., 2018; Li et al., 2023a, 2023b, 2023c). Chen et al. (2022) examined the effects of pulsed electric fields (PEF) on the phenolic compounds of atemoya fruit during extended storage and observed a decline in total phenolic compounds in untreated samples. In contrast, PEF treatment enhanced the antioxidant content and nutritional value of fruits and vegetables. Nevertheless, further investigation into the underlying mechanisms and the optimization of PEF parameters for different food matrices is necessary. Additionally, comprehensive long-term studies are crucial to assess the efficacy of PEF in boosting antioxidant capacity and its synergistic potential with other preservation methods.

## Textural Impact

Texture analysis reveals the firmness of fruits and vegetables, which is a crucial factor in their resistance to mechanical impacts. PEF destroys the cell membranes, through which the cell sap runs out and reduces the turgor pressure, hence the initial softening of the fruit (Giancaterino & Jaeger, 2023; Koch et al., 2022). In addition, activation of enzymes, including pectinases and cellulases, by PEF treatment degrades cell wall components and thus causes softening (Li et al., 2023a, 2023b, 2023c).

The firmness level can be controlled by being very sensitive to the intensity, time, and frequency of electric pulses. Chen et al. (2022) studied PEF treatment of bananas after storage for 20 days. The peel toughness increased during storage, registering the highest value on the 10th day after PEF treatment. Firmness of the PEF-treated group was significantly lower than that of the untreated group throughout the storage period. Chen et al. (2022) treated atemoya fruit using optimized PEF system with different energy 25, 50, and  $100\text{ kV/m}$  and they reported the moderate PEF treatment leads to a lower firmness loss. In contrast, Giannoglou et al. (2021) and Li et al., (2023a, 2023b, 2023c) assessed firmness of strawberries and apple under PEF treatment. Both of them reported there were no significant differences in firmness between the tested and control samples during the storage time. The effect of PEF on food firmness had a different inflection from the leveraged perspective, as indicated by the contradictory inducible responses to PEF found in various studies. While in treatment with PEF-softened potato samples, no effect on firmness was observed in apples (Li et al., 2023a, 2023b, 2023c).

The color of F&V is an appearance characteristic of their quality for consumers and can indicate underlying chemical changes. Color is influenced by several factors, including the antioxidants they contain. The browning index (BI) is used to measure overall color changes and reflects brown color purity in the presence of sugar-content food samples. Enzymatic browning could be measured by biochemical indices such as polyphenol oxidase activity or physical indices, including surface color.

Since some phenolic compounds are color contributors of a fruit, color change measurements can provide information on a quantitative level of the amount of the phenolic under PEF treatments. Chen et al. (2022) showed the optimal properties for reducing browning in bananas were  $32\text{ kV m}^{-1}$ , frequency 278 Hz, treatment time 32 min, and width  $600\text{ }\mu\text{s}$ , inhibiting the degree of browning by 131.6%. During storage at  $7\text{ }^{\circ}\text{C}$  for 20 days, PEF treatment showed a better performance of postponing browning by about 5 days. The obtained findings revealed that the PEF pretreatment offered a promising rise in lightness of kiwifruits and also showed the fastest speed of color shifting among other properties utilized.



Li et al., (2023a, 2023b, 2023c) and Chen et al. (2022) confirmed that PEF-treated samples had a slower increase in the browning index compared with the untreated control sample during the storage time at various temperatures. They claimed that PEF can delay browning on the F&V and 50 kV/m treatment was the most effective, reducing the browning index considerably compared to the untreated group.

## Weight Loss

There are some doubts about the effect of PEF on weight loss. On the one hand, some researchers reported that the PEF treatment can reduce microbial activity with less breakdown of the produce and, consequently, less weight loss during storage (Chang et al., 2023a, 2023b; Dadan et al., 2020; Li et al., 2023a, 2023b, 2023c; Lin et al., 2024). Li et al., (2023a, 2023b, 2023c) observed a 15% reduction in weight loss during 10 days of storage at 4 °C in five different apple variety samples. Similarly, Chen et al. (2022) investigated weight loss of PEF-treated bananas (with various properties) compared to untreated samples. The samples were stored at 7 °C for 20 days. During the first 5 days, no significant difference was observed. However, after 10 days, the treated sample retained their weight better than the control samples.

On the other hand, some researchers claimed PEF causes structural changes in F&V, which might lead to shrinkage and weight loss (Rahaman et al., 2019; Trusinska et al., 2023; Wu et al., 2020). Giannoglou et al. (2021) investigated the effect of PEF on quality attributes of strawberry storage at various temperature levels as observed in the weight loss of strawberries significantly increased with storage time and temperature during the storage period. Although the results obtained highlighted the potential for the prevention of weight loss in some F&V, more research is required to ascertain the desired inactivation mechanism and to investigate the applicable tune-in of various F&V.

PEF treatment creates short bursts of high-voltage electric fields, permeating cell membranes. It has several effects on F&V enzymes, including polyphenol oxidase. PPO is an enzyme that causes fruits to go brown when cut or damaged. In this way, PEF application can inactivate PPO, hence lowering enzymatic browning in fruit. This maintains the color, flavor, and nutritional quality of the fruit (Evrendilek & Özkan, 2024; Li et al., 2023a, 2023b, 2023c; Liu et al., 2024a, 2024b).

The effect of different PEF treatments on the PPO during storage time in apples has been evaluated by Li et al., (2023a, 2023b, 2023c). PEF-treated groups maintained PPO activity significantly lower than control during storage, reflecting the effectiveness of the inactivation of the PPO enzyme. The significant effect of PEF treatment on the modulation of PPO activity was confirmed again using storage. Almost the same results were gotten in another experiment on similar products. The results show that the POD activity

of PEF treatment during storage is significantly less than in the control group. Although the POD activity of all PEF groups is lower, the group 3 kV/cm has the most pronounced effect. These findings confirmed PEF as a feasible approach to reduce browning reactions in apples by decreasing both PPO and POD activity. It seems that PEF decreases PPO and POD activity by inducing structural changes in these enzymes, which can lead to their inactivation or reduced functionality during storage. Additionally, PEF treatment disrupts cellular integrity, limiting the interaction between enzymes like PPO and POD with their substrates, thereby reducing the enzymatic browning reactions in apples.

Also, the permeability of cell membranes in F&V can lead to an increase in the measured total soluble solid (TSS). Younis et al. (2023) evaluated the effect of PEF treatment on the TSS of Barhi dates. At first, as more intense PEF and exposure time, TSS decreased, maybe due to enzyme inactivation or water loss. At the highest PEF settings, however, this trend reversed. In contrast, a further increase in the number of pulses during the process with PEF treatment raised TSS to a critical value, after which TSS decreased. These results indicate that PEF parameters have to be well chosen to obtain the desired TSS reduction in Barhi dates during storage. Although the PEF treatment appears to be effective in reducing enzymatic browning in some F&V, the underlying mechanisms need more study. Similarly, the effects of PEF on the chemical properties were complex. Table 1 summarizes the performed research to assess the application of PEF treatment on the shelf life parameters of the various F&V.

## Waste Valorization

PEF pretreatment facilitates waste valorization of F&V by enhancing the extraction of valuable bioactive compounds, such as polyphenols, antioxidants, and pigments, from by-products. This energy-efficient, non-thermal technology optimizes the recovery of high-value components from waste streams, contributing to sustainable processing and circular economy practices. In the pursuit of deriving end products from F&V, various components such as trimmings, peels, seeds, unused flesh, shells, leaves, and stems often end up being discarded as waste (Jara-Quijada et al., 2023; Okuthe, 2024). The primary sources of food waste are predominantly the by-products generated during the production of oil, starch, sugar, and juice. The prevalence of this type of practice carries a big challenge, especially in the era of modern industrial processing, for the requirements of sustainable development and environmental protection. These essential components have great potential to be removed from food waste and applied later in postharvest processing because of their significant biological activities (Arshad et al., 2021a, 2021b; Zhang et al., 2023a, 2023b). Various non-thermal

**Table 1** Potential of PEF on the shelf life of various F&V

Product	Treatment process	Assessed parameters	Effect on the shelf life	Reference
Apple	0.008–1.3 kJ kg <sup>-1</sup>	Total phenolic content, flavonoid, and flavan-3-ol content, antioxidant capacity	The antioxidant was increased. Antioxidant capacity of apples was enhanced by 43% respect to that of untreated with the mildest PEF treatment after 12 h at 4 °C and by 15% after 24 h at 22 °C	Soliva-Fortuny et al. (2017)
	i) 0.4 kV cm <sup>-1</sup> , 5 pulses (0.01 kJ kg <sup>-1</sup> , 20 µs total treatment time); ii) 2.0 kV cm <sup>-1</sup> , 35 pulses (1.8 kJ kg <sup>-1</sup> , 140 µs total treatment time), and iii) 3.0 kV cm <sup>-1</sup> , 65 pulses (7.3 kJ kg <sup>-1</sup> , 260 µs total treatment time)	Total phenolic, flavonoid and flavan-3-ol contents, antioxidant capacity, color, firmness, solid soluble	PEF induced important quality changes, mainly discoloration and firmness loss, while overall phenolic contents decreased, except those of flavonols. Total phenolics and total flavan-3-ols contents increased	Ribas-Agustí et al. (2019)
	1, 3, 5 kV/cm, 200 µs, 500 Hz	PPO activity, POD activity	Enzymatic activity related to browning was reduced. Fruit quality and appearance were maintained. Shelf life was enhanced by inhibiting enzymatic browning reactions	Li et al., (2023a, 2023b, 2023c)
Carrot	5 pulses of 350 kV m <sup>-1</sup> (580 ± 80 J kg <sup>-1</sup> )	Respiratory, pectinmethylesterase, polygalacturonase, polyphenol oxidase, peroxidase, and phenylalanine ammonia-lyase activities	Production of volatile compounds and more CO <sub>2</sub> during storage was promoted. Activity of the key enzyme involved in phenolic biosynthesis was increased. Pectinmethyl-esterase was increased and polygalacturonase was decreased	López-Gómez et al. (2020)
Mushroom	50 Hz	Firmness, malondialdehyde and total phenolic content, enzymes activity, and polyphenol oxidase	Significantly prevented the accumulation of malondialdehyde (MDA), delayed loss of total phenolic, enhanced the superoxide dismutase (SOD) and catalase (CAT) activity, and had the better microstructure	Yan et al. (2020)
	600 kV/m, 50 Hz, 120 min	Browning, electrolyte leakage, malondialdehyde, total phenolic content, activity of polyphenol oxidase and lipoxygenase	Browning of oyster mushrooms was reduced by 40% after 12 days of storage, and the effect was closely related to the inactivation of polyphenol oxidase, the delay of electrolyte leakage, and lower malondialdehyde levels	Hsieh et al. (2020)
Tomato	40, 120, and 200 kV m <sup>-1</sup> and number of pulses: 5, 18, and 30 pulses	Respiratory activity, total carotenoids, lycopene, lipophilic antioxidant capacity, color, firmness, pH, soluble solids	Antioxidant and carotenoid content was increased. Respiratory activity was differently influenced depending on the PEF conditions and PEF affected the physico-chemical quality of tomato fruit	González-Casado et al. (2018)
Potato	50 Hz, 0.2 to 1.1 kV/cm, 1 to 10 kJ/kg	Ion leakage, cell viability, microstructure,	PEF induced cellular damage leading to ion loss and subsequent loss of cell turgor	Faridnia et al. (2015)
Banana	25, 50, 75, 100, 150, 200, and 250 kV m <sup>-1</sup> (fixed width, frequency, and treatment time of 600 µs, 50 Hz, and 30 min	Weight loss, firmness	Degradation was reduced compared to untreated. The texture and firmness were improved	Chen et al. (2022)

Table 1 (continued)

Product	Treatment process	Assessed parameters	Effect on the shelf life	Reference
Atemoya	25, 50, 100 kV/m	Browning index, firmness	Browning time compared to untreated was delayed. PEF-treated groups maintained a better visual appearance. The firmness retention was improved	Chen et al., 2022
Strawberries	240 V, 96 J per pulse, 300 MHz	Phenolic content, color stability	antioxidant capacity was increased. Color stability and phenolic retention were improved and led to prolonged freshness and quality retention	Giamoglou et al. (2021)
Blueberries	2 kV/cm 1 $\mu$ s pulse width, and 100 pulses per second for 2, 4, and 6 min	Native microbiota and artificially inoculated <i>Escherichia coli</i> K12 and <i>Listeria innocua</i> populations, color, texture, anthocyanins, and total phenolic compound concentrations	Up to 3 log reduction of <i>E. coli</i> and <i>Listeria</i> as well as 2 log/g reduction of native microbiota. PEF treatments did not cause any changes in color and appearance of the blueberries. Cause the blueberries to soften in texture. Anthocyanins and phenolic compounds in blueberries increased by 10 and 25%	Jin et al. (2017)
Date	10–40 kV/cm, 40–160 ms, 50–150 pulses	Total soluble solids	TSS levels were modulated effectively. Storage stability and quality retention were enhanced	Younis et al. (2023)

methods such as high-pressure processing (Eslami et al., 2024; Li et al., 2022), ultrasound (Nabi et al., 2024), cold plasma (Zargarchi et al., 2024), and PEF (Faria & Silva, 2024; Jara-Quijada et al., 2024) have been used to optimize waste valorization process.

Several research on the suitability of PEF technology as a pretreatment option to enable the designing of sustainable bio-refineries of F&V have been performed (Andreou et al., 2020; del Carmen Razola-Díaz et al., 2024; More et al., 2022; Nirmal et al., 2023; Plazzotta et al., 2021). Many benefits of PEF technology have had a turn in extensive application in the valorization of by-products derived from apple (Wang et al., 2020a, 2020, 2020b), kiwi fruit (Shorstkii et al., 2023), pomegranate (Faria and Silva, 2024), millet (Lohani & Muthukumarappan, 2016), berries (Bobinaité et al., 2015; Medina-Meza et al., 2016), tomatoes (Andreou et al., 2020), and beetroot (Nowacka et al., 2019a, 2019b). For this reason, PEF is a favorable method compared to conventional extraction of fruits' by-products.

Since peels are the major part of fruits' by-products and are a good source of phytochemicals such as phenols and anthocyanins, they are popular in waste valorization. Medina-Meza and Barbosa-Cánovas (2015) observed PEF with 290 L/h flowrate, 25-mm chamber diameter, 26-mm gap, 25 kV voltage, 10 Hz frequency, and 6  $\mu$ s pulse width was successful at enhancing the extraction of anthocyanins and flavonoids from grape peels. Leaves are also among other waste parts of F&V that contain a significant amount of valuable compounds. The extraction of the compounds with the assistance of PEF showed enhanced values of them. Shiekh et al. (2021) assessed the potential of PEF in the custard apple leaf extraction using 6 kV/cm, 300 pulses, and 142 kJ/kg for 5 min. The study's findings suggest that PEF's enhancement of extraction efficiency resulted in reduced bactericidal content. Overall, there is a good potential for research on the effect of PEF on leaves and future studies can focus on this issue.

PEF can be a complementary method that increases yield extraction of other methods. The increased surface area and intracellular spaces due to the PEF treatment enhanced the pectin yield compared to the traditional process. PEF, when combined with complementary methods like ultrasound, intensifies cell disruption, promoting the release of intracellular components. This synergistic approach significantly enhances pectin extraction efficiency from fruit waste powder, demonstrating its effectiveness as a method that maximizes yield while minimizing heat application (Mura-konda & Dwivedi, 2022; Faria and Silva, 2024; del Carmen Razola-Díaz et al., 2024).

Several studies have claimed that PEF treatment successfully decreases extraction time (Table 2). The highlighted studies revealed that the optimal extraction conditions depend on the type of by-product and its target compounds. These results further call for extraction conditions to be matched with

by-product characteristics and compound targets. In another view, efficient recovery of high-added value compounds benefits waste valorization because it changes by-products into valuable resources by supporting sustainable practices.

To maximize extraction yield, it is essential to identify and assess the key factors involved in the extraction process. Electroporation is a key factor in PEF performance as it makes PEF applicable to various F&V. Electroporation through PEF increases plant cell permeability, leading to the enhancement of waste valorization of F&V (Andreou et al., 2020). Also, Wang et al., (2020a, 2020, 2020b) and Andreou et al. (2020) found that the extraction efficiency of different bio-compounds from various fruit peels can depend on the disintegration index and the applied value of PEF intensity.

Although PEF demonstrated better extraction yields than other non-thermal treatment methods in some cases (Barba et al., 2015a, 2015b; Parniakov et al., 2016a, 2016b), its performance was not better in the recovery of intracellular valuable compounds compared to other products (Macías-Garbett et al., 2022; Roselló-Soto et al., 2015). Roselló-Soto et al. (2015) explained that the application of electrical discharges to different biological materials results in the fragmentation of treated particles of F&V sample due to the propagation of the shock waves and explosion of cavitation bubbles, thus facilitating the extraction of phenolic compounds. Furthermore, phenolic compounds can form complexes with proteins, starch, cellulose, minerals, and other substances. Therefore, the application of various non-thermal methods can affect phenolic binding thus increasing the extractability of these compounds. This shows that the initial concentration of F&V waste can affect the superiority of one extraction method over another alongside the target valuable compounds (Arshad et al., 2021a, 2021b; Faria and Silva, 2024).

## Dryers

PEF is one of the promising technologies recommended for industrial use as a pretreatment of drying operations (Shorstkii et al., 2022). Several scientific studies have revealed the effect of PEF on plant cell membranes, providing explanations for the processes of pore formation under external electric fields. The latter caused an increase in membrane permeability and, hence, an increment in mass transport in plant tissue matrices (Fauster et al., 2020; Giancaterino et al., 2024a, 2024b; Punthi et al., 2022). The treatment involved bears all the benefits of efficient food production processes with raised production efficiency and product quality from the reduction of mass transfer resistance (Boateng, 2024; Lammerskitten et al., 2019; Matys et al., 2022; Rahaman et al., 2024).

Due to its ability to provoke electroporation of the cell membrane, it therefore increases mass transfer, hence

promoting moisture removal during drying. It relieves such constraints to ease processing temperatures and time to the optimal drying protocols (Naveed Arshad et al., 2021a, 2021b; Zhang et al., 2023a, 2023b). Thus, PEF becomes a proper solution to add value during drying. Understanding these mechanisms and their variants of PEF treatment and its influence on the quality and structural attributes of various F&V becomes imperative to gauge its efficacy comprehensively.

## Mass Transfer

Water mass transfer velocity, an indispensable feature of the drying process, depends on cell permeability as one of the critical factors (Rahaman et al., 2021). PEF treatment, through the exerted non-thermal effect on the membranes of plant cells, leads to damage to their anatomy and integrity (Shorstkii et al., 2022). It has been notified that electroporation of cell membranes resulting from the PEF treatment contributes toward enhanced mass transfer throughout the drying and moisture evacuation processes (Ali et al., 2024; Zhang et al., 2023a, 2023b). Disintegration index of cells and the diffusion coefficient of water are most important parameters for performing massive mass transfer of the F&V (Mohammed et al., 2024; Punthi et al., 2022).

The cell disintegration index reflects the extent of disruption or breakdown of the cell structures of the produce. In contrast, the water diffusion coefficient will depict the ease of movement of the water molecules through the cellular matrix (Rahaman et al., 2021; Wang et al., 2023). Rahaman et al. (2019) revealed that the increasing value of electric field intensity substantially increased the index of cell disintegration. In addition, Liu et al. (2022) and Kim et al. (2023) reported that the disintegration of cells is mainly increased, leading to an increase in the rate of mass transfer during drying.

On the other hand, some studies showed that PEF treatment alone might not be so effective. For example, del Carmen Razola-Díaz et al. (2023) observed insignificant changes in the mass loss of strawberries and kiwifruits treated with PEF. Similarly, Dermesonlouoglou et al. (2018) and Dermesonlouoglou et al. (2018) studied PEF pretreatment of kiwifruit and goji berries, respectively. They claimed initial drop in OD (osmotic dehydration) did not go hand in hand with the difficulty of the OD technique in measuring the mass change, a problem that was mainly ascribed to the high resistance of cellular membranes. Using PEF combined with OD led to a faster initial loss in moisture; thus, a mass transfer can be effectively achieved before entering the drying process.

The positive effect of the fusion of PEF and other high-tech systems has encouraged researchers to combine PEF and other non-thermal methods such as ultrasound to achieve better performance. Further, Rahaman et al. (2021) used ultrasound treatment to develop cavitation by forming a

**Table 2** PEF extraction of by-product from various F&V wastes

Intended compounds	By-product	Treatment condition			Observation	Reference
		Field strength	Energy Input	Pulses		
Carotenoid	Tomato juice residues	1 kV/cm	28.5 kJ/kg	500	Carotenoid extraction yield increased by up to 56.4% after PEF treatment	Andreou et al. (2020)
Lycopene		1 kV/cm	28.5 kJ/kg	500	Lycopene extraction increased from 9.84 mg/100 g to 14.31 mg/100 g tomato residue with PEF treatment at 1.0 kV/cm for 7.5 ms	
Total phenolic content		2 kV/cm	22.8	700	Total phenolic compounds concentration doubled to 56.16 mg gallic acid/kg with a 2 kV/cm, 700 pulses treatment	
Antioxidant capacity		4 kV/cm	11.4	50	Increased antioxidant capacity correlated with higher carotenoid concentration	
Total phenolic content	Sorghum flour	2 kV/cm	6.96 kJ/kg		TPC increased by 24.8% compared to control. Higher concentrations of salicylic, ferulic, p-hydroxybenzoic, and caffeic acids. Optimal TPC observed as 79.7 mg GAE/100 g DW and 178.8 μmol TE/100 g DW	Lohani and Muthukumaranappan (2016)
	Apple pomace		3 kJ/kg		TPC increased by 37.4% compared to control. Higher concentrations of protocatechuic, chlorogenic, and salicylic acids. Optimal TPC observed as 416.3 mg GAE/100 g DW and 815.8 μmol TE/100 g DW	
Total anthocyanins	Grape pomace	13.3 kV/cm	564 kJ/kg		At Z=0.8, PEF increased the extraction yield of total anthocyanins by 22% compared to US and by 55% compared to HVED	Barba et al., (2015a, 2015b)
Flavonoids	Raspberry purees			3.9	Z index used to discuss mechanisms, compare efficiencies, and predict yields. Physical treatments were effective in recovering soluble bio-compounds in an aqueous medium	
Anthocyanin	Blueberry purees				Non-enzymatic browning inhibited, with PPO inactivation achieved significantly by US and combined methods ( <i>p</i> < 0.01)	Medina-Meza et al., (2016)
					High recovery of flavonoids (+20%) in raspberry and anthocyanins (+30%) in blueberry purees	
Anthocyanins	Grape peels			25.2	PEF with large chamber facilitated higher anthocyanin (+400%) and flavonoid (+200%) extraction from grape peels but reduced ascorbic acid content	Medina-Meza and Barbosa-Cánovas (2015)
Total phenols				9.7		
Total phenols	Plum peels			25.2	US enhanced anthocyanin and flavonoid extraction in plum peels, although PEF was more effective for total phenols (+300%)	
Total polyphenol content	Apple peels	480–1200 kV/cm		50	Higher PEF intensities (E = 1200 V/cm) with Zc (electrical conductivity) ≈ 1 significantly enhanced TPC extraction efficiency	Wang et al., (2020a, 2020, 2020b)
					Lower PEF intensities (480–800 V/cm) at fixed Zc exhibited higher improvements in TPC, indicating differential extraction efficiencies based on PEF intensity and protocol details	
Steroidal alkaloids	Potato peels	0.75 kV/cm	18.47 J/kg		Significantly increased total steroidal alkaloid yield by 99.9% compared to untreated peels. Higher PEF intensities reduced steroidal alkaloid recoveries, indicating optimal conditions for PEF efficacy	Hossain et al. (2015)
Total phenolic content	Mango peels	13.3 kV/cm	1000 kJ/kg	2000	PEF followed by supplementary aqueous extraction (+SE) at 50 °C, pH 6 for 3 h enhanced TPC yields by 400% at neutral pH conditions	Parniakov et al. (2016b)
Antioxidant compounds					PEF and HVED combined with mild temperature aqueous extraction showed feasibility in recovering antioxidant compounds and proteins from mango peels without solvent use, preserving functional properties of high-added value components	
Proteins						
Total phenolic content	Dried peach pomace		0.0014 kJ/kg	4	Maximum concentration of bio-compounds and antioxidant activity was achieved in 40 min by CTT and 0.0014 kJ/kg by PEF in 16 μs (+57.3%, +409%, 1080%, and +77% increase in the extraction of total phenolic content, total flavonoid content, total anthocyanin content, and vitamin C, respectively)	Plazzotta et al. (2021)
Total flavonoid content						
Total anthocyanin content						
Vitamin C						
Total phenolic content	Potato peels	1 kV/cm	5 kJ/kg		PEF confirmed effective as a cell disintegration technique using impedance measurements and SEM. PEF pretreatment resulted in 10% higher total phenolics yield compared to control	Frontuto et al. (2019)
Total free phenolic content	Brewers' spent grains	2.5 kV/cm	18.75 kJ/kg	1500	Optimal PEF conditions led to concentrations of total free and bound phenolic compounds 2.7 and 1.7 times higher, respectively, than extraction without PEF. PEF improves cell membrane permeability, enhancing bioactive compound extraction	Martín-García et al. (2020)
Total bound phenolic content						



Table 2 (continued)

Intended compounds	By-product	Treatment condition			Observation	Reference
		Field strength	Energy Input	Pulses	Time	
Bioactive Compounds	Custard Apple Leaves	6 kV/cm	142 kJ/kg	300	15	Extraction yield increased by 5.2% compared to untreated (13.28%). PEF improved yield and bioactivities of extracts without negatively impacting TPC Shiekh et al., 2021
Pectin Polysaccharide	Jackfruit Waste	11.99 kV/cm				Increased cell rupture and severing observed in SEM images. Optimal conditions led to 18.24% yield with lower energy consumption (0.0986 kW-h). Improved color, solubility, viscosity (39.86 cp), and gelling properties Lal et al., 2021
Catechin	Thinned Peaches	5 kV/cm	3.85 kJ/kg	30	3 $\mu$ s	Water as solvent increased total bioactive compounds and individual phenols (+45% in chlorogenic acid, 60% in coumaric acid, and +28% neochlorogenic acid) when PEF was applied. Also, a 33% increase in Quercetin and a 16% decrease in Catechin extraction yield have been observed Redondo et al., 2018
Coumaric acid						
Chlorogenic Acid						
Neochlorogenic Acid						
Quercetin						
Lycopene	Industrial Tomato Peels	5 kV/cm	5 kJ/kg			PEF significantly enhanced lycopene extraction rate (27–37%), yield (12–18%), and antioxidant power (18.0–18.2%) in both solvents compared to untreated samples Pataro et al., 2020
Total Carotenoids	Tomato Peels	0.5 kV/cm	1 kJ/kg			PEF induced significant damage at the cuticular level, increasing total carotenoids yield (up to 188%) compared to untreated peels. Lycopene was the main carotenoid extracted with no degradation or isomerization observed Pataro et al., 2018
Phenolic compounds, Flavonoids, Anthocyanins	Red-fleshed apple residues	35 kV/cm			258 $\mu$ s	Significantly lower degradation of total polyphenols (3.74%), flavonoids (10.05%), and anthocyanins (14.75%) compared to conventional thermal treatments. Strong correlation between bioactive compounds and antioxidant activity Katiyo et al., 2018
Polyphenols, Ellagic acid, Gallic acid	Pomegranate peels	10 kV/cm	90–100 kJ/kg			High Voltage Electrical Discharge (HVED) enhanced recovery of polyphenols by $\approx$ 3 times compared to Ultrasound, and $\approx$ 1.3 times compared to PEF. PEF selectively extracted and enhanced the recovery of ellagic acid ( $\approx$ 740 $\mu$ g/g DM), while HVED intensified gallic acid extraction ( $\approx$ 345 $\mu$ g/g DM) Rajha et al., 2019
Total Phenols, Hesperidin, Eriocitrin	Lemon peel residues	7 kV/cm	7.6 kJ/kg	30	0–300 $\mu$ s	PEF at 7 kV/cm increased polyphenol extraction efficiency by 300%. Maximum values were 84 mg of hesperidin and 176 mg of eriocitrin per 100 g FW. PEF combined with pressing improved TPC Peiró et al., 2019
Phenolic compounds, Flavonoid Content,	White grape pomace	3.8 kV/cm	10 kJ/kg			reduced solvent consumption (3–12%) and extraction time (23–103 min) prior to solid-liquid extraction (SLE). TPC increased by 8% and Flavonoid Content by 31%. No degradation of main phenolic compounds (epicatechin, p-coumaric acid, quercetin) was observed Carpentieri et al., 2022
Phenolic compounds, Flavonoids, Anthocyanins, Tannins	Grape pomace	4.6 kV/cm	20 kJ/kg			PEF significantly enhanced the extractability of TPC (+15%), FC (+60%), and Total Anthocyanins Content (TAC) (+23%), compared to control. Main phenolic compounds identified included epicatechin, p-coumaric acid, and peonidin 3-O-glucoside with no degradation Carpentieri et al., 2022
Polyphenols, Ascorbic Acid, Hesperidin, Carotenoids	Orange peels	1 kV/cm			10 $\mu$ s	Orange peels were found to be an excellent source of bioactive compounds. Extracts contained hesperidin (16.26 mg/g dw), total polyphenols (34.71 mg GAE/g dw), ascorbic acid (1228.93 mg/100 g dw), and total carotenoids (52.98 $\mu$ g CIE/g dw). Pretreatment techniques significantly increased extraction yield Athanasiadis et al., 2022
Flavonoids (Polymethoxy Flavones, other flavonoids), Antioxidants	Orange peels (Flavovedo) Orange peels (Albedo)	15 kJ/kg				PEF and High Hydrostatic Pressure (HHP) treated flavedo showed higher antioxidant activity compared to other methods Afifi et al., 2023
Hesperidin, Narirutin	Citrus unshiu peel	3 kV/cm			120 s	Ethyl acetate extract exhibited highest antioxidant effects in albedo Hwang et al., 2021

**Table 2** (continued)

Intended compounds	By-product	Treatment condition			Observation	Reference
		Field strength	Energy Input	Pulses	Time	
Polyphenols	Olive leaves (OLL)	1 kV/cm			10 $\mu$ s	Pappas et al., 2021
Polyphenols	Apricot kernel bio-mass (AKB)	1.0 kV/cm			10 $\mu$ s	Total polyphenols increased by 31.85% with PEF treatment compared to conventional extraction methods. Specific metabolites increased by 265.67% with PEF treatment, indicating enhanced extraction efficiency. PEF-assisted extraction in 25% ethanol solution showed optimal results, achieving higher polyphenol yields TPC increased by 70% with Deep Eutectic Solvents (DES), 88% with PEF, and 173% with combined PEF-DES treatments. Other parameters like total flavonoid content (TFC), ferric-reducing power, and antiradical activity also increased
Purpureacin 2, Rutin	Custard apple leaf extract (CALE)	6 kV/cm	142 kJ/kg	300		Shiekh et al., 2021
Phenolic content	Morus alba L. leaf extract					Chaiyana et al., 2020
Quercetin, Quercetin glucosides	Dried onion skin	2.5 kV/cm				Kim et al., 2022
Polyphenols, Flavonoids	Asparagus officinalis root (AR)	1.6 kV/cm			20 $\mu$ s	Symes et al., 2023

sponge-like matrix within the product. The co-application of ultrasound with PEF shows a better development in mass transfer during plums drying. It has been observed that increasing the intensity of the PEF enhances the removal of moisture removal.

While the improvement of mass transfer effectiveness due to PEF is quite well described, a gap is observed in some of the more recent works concerning a more detailed discussion related to the dynamics of mass transfer. Considering numerical modeling as an advanced method in studying physical processes, Zhang et al., (2023a, 2023b) proposed using it to explain the mechanism of the effect of PEF treatment on drying and changing laws of heat and mass transfer. Correspondingly, Shorstkii et al. (2022) developed such a model for drying potato, onion, and carrot tissues pretreated by PEF with an error of the mean below 4%. Consequently, it has been inferred that this model enables the prediction of moisture potential transfer progress and, consequently, the drying behavior of PEF-treated material at various levels of electroporation.

The model presented in the literature offers a comprehensive elucidation of PEF pretreatment, laying a strong foundation for its potential application in the drying of F&V. As recommended, applied models could be effectively utilized in the can-dying process to optimize PEF pretreatment to produce F&V characterized by high dehydration levels and reduced sugar content. Future research may thus focus on the optimal PEF parameters to allow for targeted drying but exclude adverse effects on product quality that are usually unfavorable to the treated produce. It would be interesting for both industry and academia to investigate further how the PEF treatment affected the rehydration properties, nutritional content, and sensory attributes of dehydrated F&V during long-term storage.

## Quality Characterizations

The preservation of key parameters is the main part of PEF-pretreated F&V as the importance of healthy and hygienic postharvest processing. Calín-Sánchez et al. (2020) stated that quality parameters of dried F&V include color, bulk density, porosity, shrinkage, phytochemicals, antioxidant capacity, sugars, proteins, volatile compounds, and sensory attributes. Polyphenol content, energy aspects, texture, and shrinkage parameters have been also mentioned by Akter et al. (2022), and Li et al., (2023a, 2023b, 2023c). Many research has claimed these parameters for ascertaining the nutritional values, stability during the shelf life period, and sensory appeal of understanding in an overall manner the consumer acceptance of F&V (Calín-Sánchez et al., 2020; Rajoriya et al., 2021).

Liu et al., (2020a, 2020b) revealed although PEF could be attributed to a shorter drying time, it had negative effect on the color of dried sample. Further research into optimum drying time for different PEF-pretreated F&V that

minimizes the adverse effect of PEF on the color of the products should be carried out since, from the above discussion, PEF-pretreated samples indicated lower total color changes at shorter drying times. It should be noted that PEF-treated samples exhibit higher residual moisture during the initial drying stages. Due to the increased surface water content after PEF treatment, less vaporization can be achieved. It is also evident that higher PEF intensities do not lead to a decreased drying time (Punthi et al., 2022; Zhang et al., 2023a, 2023b). Therefore, relevant to establish the magnitude of energy consumed within the PEF treatment as well as further drying processes in the method that is used to evaluate further the justifiably sustainable and cost-effective nature of the research method. Overall, the effect of the PEF on the drying process of various F&V has been interesting for researchers and their finding has shown that the PEF had a positive effect (Table 3).

PEF treatment has shown notable enhancements in the quality of dehydrated F&V. When it comes to drying rate, PEF speeds up the process, cutting down drying durations for items such as parsnips by as much as 28% at 70 °C and carrots by 27–49% (Alam et al., 2018). Color retention in both carrots and apples is influenced by PEF, with carrots showing higher redness and apples displaying increased lightness (Lammerskitten et al., 2019). The texture advantages are significant, as PEF-treated samples are often crunchier and more brittle because of increased porosity, as seen in freeze-dried apples and red beet (Ammelt et al., 2021; Lammerskitten et al., 2019).

Another benefit is the retention of bioactive compounds, leading to notable enhancements in phenolic levels in fruits such as mangoes (Lammerskitten et al., 2020) and apples (Lammerskitten et al., 2019). Nevertheless, there may be a decrease in antioxidant activity, indicating the necessity for parameter optimization. Rehydration ability is typically enhanced, as demonstrated in apples and red beet, pointing to enhanced structural integrity (Ammelt et al., 2021). PEF also leads to positive alterations in the microstructure, including increased pore size (Parniakov et al., 2016a, 2016b) and decreased shrinkage (Yamakage et al., 2021), improving texture and rehydration characteristics. Even though there are advantages, the impact of PEF can differ between various F&V, stressing the need for customized PEF settings for each item.

Total phenolic content (TPC) indicates the potential health benefits of products. It influences the taste, color, and shelf life of F&V (Mikulic-Petkovsek et al., 2020). Lammerskitten et al. (2019) reported that PEF treatment significantly increased the TPC of freeze-dried apples. During PEF processing, biochemical reactions can take place, and new compounds can be formed. The changes found for the TPC of mangos dried using PEF were also investigated by Lammerskitten et al. (2020). Both conventional and vacuum

drying enhanced TPC retention when PEF pretreatment was applied. This enhancement effect resulted from a reduced thermal impact and enabled accelerated water evaporation.

Also, PEF treatment significantly affected the antioxidant activity of F&V (Niu et al., 2021; Surano et al., 2022). del Carmen Razola-Díaz et al. (2023) reported that the application of PEF treatment affected the antioxidant activity and capacity of strawberries and kiwifruits differently. For strawberries, a higher electric field strength (200 V/cm) increased antioxidant capacity and activity by 13.6% and 11.5%, respectively. On the other hand, for kiwifruits, an even better outcome was obtained with the lower electric field strength of 100 V/cm, which increased antioxidant capacity and activity by 7.0% and 15.6%, respectively; these are meaningful results in terms of the bioactive potential of this fruit. Morales-De la Peña et al. (2021) and Pashazadeh et al. (2020) reported that some F&V showed higher antioxidant capacity and activity than others, most probably due to a higher content of polyphenols and a protective role of sucrose in strawberries. In contrast, though ascorbic acid was found to be sensitive to environmental factors, it displayed a lower antioxidant capacity and activity, which should be ascribed to increased exposure of some F&V to the treatments (Pérez-Lamela et al., 2021; Su et al., 2024; Zhang et al., 2021, 2023a, 2023b).

## Macro/Microstructural Analysis

PEF-treated dried F&V are affected in their microstructures significantly. PEF makes the shape more uniform, maintains volume better, and improves visual quality about the processed material (Li et al., 2023a, 2023b, 2023c; Shams et al., 2024). The assessments also showed the distribution to be more homogeneous, with an increased pore thickness representing the main difference from the corresponding controls (Lammerskitten et al., 2020). PEF treatment minimizes the phenomena of shrinkage, enhances the rehydration capacity, and improves the mechanical properties of FD products, hence reducing the volume losses and improving firmness (Giancaterino & Jaeger, 2023). In addition, processing with the PEF affects the Tg of solid products and raises the molecular mobility within the system, which induces a less stable matrix that can be detected in various F&V such as in apple, carrot, and potato tissues (Castagnini et al., 2020; Iaccheri et al., 2022; Liu et al., 2023; Bao et al., 2024). PEF has shown promise as a non-thermal technology to enhance the microstructure and shape of dried F&V during processing.

Shapes of dried fruit influence sensory expectations and consumer preferences. Parniakov et al., (2016a, 2016b) and Liu et al., (2020a, 2020b) reported that PEF-pretreated samples could almost return to their original shape and size. The untreated dried samples exhibited noticeable deformation and shrinking of the macro-shape, homogenization of

the tissue structure, and the absence of visible micro-pores. By contrast, PEF treatment before drying maintained the macro-shape well, not causing shrinkage. Furthermore, Ali et al. (2024) reported that the electroporated samples showed that more excellent pores were developed, indicating the PEF treatment favored maintaining the structural integrity while increasing the porosity during the drying process. PEF pretreatment was observed to reduce the microstructural changes in dried samples significantly. Micrographs from PEF-pretreated samples were better than those from untreated samples. This effect was very well correlated with the PEF treatment, which mostly maintained the tissue structure of the cells during drying (Giancaterino et al., 2024a, 2024b; Liu et al., 2020a, 2020b; Trusinska et al., 2023).

Also, to assess the rehydration capability, it is recommended to evaluate the dependent parameter of rehydration such as the cell disintegration index (Parniakov et al., 2021; 2016; Rahaman et al., 2024). Parniakov et al., (2016a, 2016b) reported that the deformations and remarkable shrinkage were observed in untreated samples, and micropores were not easily visible so the value for rehydration capacity would be around one such that it would be wholly rehydrated. By contrast, the PEF-treated samples kept their macro-shape and seem to prevent the shrinkage, hence higher rehydration capacity. Such an “over-rehydration” phenomenon may indicate an increase in pore size because of the PEF treatment and an improvement in the ability of the tissue to rehydrate rapidly and efficiently (Chauhan et al., 2018; Kim et al., 2023). Additionally, rehydration significantly enhances the efficiency of electroporation by restoring the cell membrane’s fluidity, making it more susceptible to electrical pulses. Hence, the effect of PEF on electroporation should be assessed (Demir et al., 2023).

The electroporation in the PEF may effectively modify the molecular structure, which will be influenced by Tg. Kempkes et al. (2017) found that PEF makes lower Tg for F&V. This effect of the decrease in the Tg, as was demonstrated in the underlying research, is a highly significant effect that must be taken into account given the application of PEF treatment to F&V. Research has shown that the protein structure has been altered in the F&V, which has a change in the TgII, which has also changed the secondary protein structure:  $\alpha$ -helix and  $\beta$ -sheets. Such a phenomenon will be argued to have given satisfaction in both the effectiveness of the drying and the quality characteristics of the products obtained in the end (Dadan et al., 2020; Iaccheri et al., 2022; Guo et al., 2024a, 2024b; Shams et al., 2024).

There exist intensive ruptured structures of cells during the electroporation phenomenon provoked by PEF; in this case, water removal rises during drying, which in turn might influence the protein structure of those products that get dried. This emphasizes that PEF treatments are needed

to induce changes in protein structure in dried F&V; hence, it is a valuable tool to maintain quality and inherent characteristic products during drying. In addition, the literature revealed that electroporation facilitates the peeling of fruit by creating microscopic pores in the skin, which weakens its structural integrity. This technique enhances the efficiency of peeling processes, resulting in smoother and faster removal of the fruit’s outer layer (Koch et al., 2022; Giancaterino and Jaeger, 2023; Shorstkii et al., 2022). Figure 3 shows the potential of PEF on the micro/macrostructure of the F&V during the drying and peeling processes.

The dried control spinach (Fig. 3a) displayed numerous wrinkles caused by shrinkage in the surface microstructure. In contrast, the dried PEF-pretreated samples exhibited significantly fewer wrinkles, indicating that shrinkage was inhibited. The macroscopic images of untreated and PEF-pretreated apple samples after vacuum freeze drying are shown in Fig. 3b. The initial apple disc-shaped samples had a diameter of 29 mm and a thickness of 5 mm before drying. The data indicate significant deformation and shrinkage in the untreated freeze-dried samples. In contrast, PEF pretreatment before vacuum freeze drying resulted in good retention of the macro-shape and inhibition of shrinkage. By contrast, visual inspection of red pepper immediately after PEF treatment revealed no significant differences in shape and structure between the control and PEF-pretreated samples (Fig. 3c). However, after the drying process, a notable difference in surface color was observed. The control red pepper exhibited several white spots on the surface, while the PEF-pretreated sample displayed a very homogeneous surface color.

The variations in peeling ability, skin weight, and skin size could be attributed to the individual conditions and quality of the fruit. These factors seem to have a more significant impact on the values observed than the PEF treatment itself. The presence and thickness of the albedo (white spongy layer) are crucial, as a thicker albedo layer makes peeling more difficult. This aligns with the subjective peeling ability analysis, where oranges treated with 5.2 kJ/kg displayed less albedo (Fig. 3d) and were easier to peel (Koch et al., 2022). Similarly, Fig. 3e illustrates the effect of PEF on the cutting and peeling ability of pomelo. The same blade displacement in the fruit, the untreated pomelo was cut, whereas the PEF-treated pomelo remained intact. This outcome is due to the softening effect of PEF treatment, which allows the product to deform without being cut. Consequently, the resistance of the pomelo to the blade displacement is reduced (El Kantar et al., 2018). Overall, a considerable impact of PEF treatment on the preservation of shape in dried F&V has been discerned. Nevertheless, there exists a discernible lacuna in comprehending the precise influence of individual PEF parameters on this preservation aspect, thus necessitating additional research.

**Table 3** Impact of PEF treatment on various quality parameters of F&V during drying process

Product	Drying method	PEF treatment	Observation	Reference
Apple	Osmotic dehydration + freezing/thawing	800 V/cm, 10 pulses, 100 ms, $12 \pm 0.6$ kJ/kg	Accelerated freezing/thawing processes, improved texture characteristics, texture after defrosting comparable to fresh apples at optimum conditions	Parniakov et al., (2016a, 2016b)
	Freeze drying	1.07 kV/cm, 0.5 s, 2 Hz, 10 ms pulse width	Higher crystallinity of PEF-treated samples (35.5%) compared to untreated (11.0%). Improved reconstitution properties were observed in PEF-treated apples, with higher water absorption ability and unchanged loss of soluble solids compared to untreated samples	Lammerskitten et al. (2019)
	Vacuum freeze drying	800 V/cm, disintegration index $Z=0.96$	Preserved sample shape, prevented shrinking, and increased tissue pores. High rehydration capacity observed ( $\approx 1.3$ ). Increased pore size by $\approx 86\%$	Parniakov et al., (2016a, 2016b)
	Freeze drying	1.07 kV/cm, 0.5, 1, and 5 kJ/kg	Reduced residual moisture content by up to 82%, Good macro-shape, inhibition of shrinkage, development of large pore, Higher polyphenolic content by up to 47%, crunchier and more brittle texture compared to untreated, which was harder and crackly	Lammerskitten et al. (2019)
Kiwifruit	Vacuum drying	4 kJ/kg, 1.07 kV/cm	A shift in Tg II to a lower temperature (from 45.12 to 43.37 °C at 0.22 aw), indicating increased mobility and less stable matrix	Iaccheri et al. (2022)
	Osmotic dehydration	At 100 V/cm and 200 V/cm	Increased water loss, decreased solid gain with sucrose, improved color, increased antioxidant capacity and activity, strong antimicrobial effect with sucrose	del Carmen Razola-Díaz et al. (2023)
	Hot air drying (50, 60, 70 °C)	PEF at 200 V/cm and/or osmotic dehydration	Improved drying kinetics and firmness, better color retention, and high overall acceptability, especially at 70 °C	Castagnini et al. (2022)
	Osmotic dehydration	0.7, 1.1, 1.8 kV/cm, 15 $\mu$ s, 300 Hz	Increased water and solute transfer during osmotic dehydration (OD), leading to increased water loss (WL) and solid gain (SG), and higher effective diffusivity coefficients	Dermesonlouoglou et al. (2018)
	Vacuum drying	100 V/cm, 200 V/cm, 100 pulses	PEF at 100 V/cm generally preserved cell viability and increased metabolic heat production, while 200 V/cm caused irreversible electroporation and tissue breakdown	Nowacka et al. (2019)



**Table 3** (continued)

Product	Drying method	PEF treatment	Observation	Reference
Strawberry	Osmotic dehydration	200 V/cm	Increased water loss, no change in solid gain, improved color, increased antioxidant capacity and activity, increased antimicrobial activity	del Carmen Razola-Díaz et al. (2023)
	Simulated digestion	100 or 200 V/cm	Maintained/enhanced anthocyanin stability, higher recovery of cyanidin-3-O-glucoside after digestion	Oliveira et al. (2019)
	100 V/cm, 100 pulses	Enhanced mass transfer during osmotic dehydration (OD), leading to increased water loss and textural breakdown	Nowacka et al. (2019)	
Carrot	Vacuum drying	0.6 kV/cm, tPEF=0.1 s	Lower $\Delta E$ for PEF-pretreated samples, indicating that the color of PEF-pretreated samples were not as affected as that of the untreated samples	Liu et al. (2020a)
	Convective drying	1.07 kV/cm	Tg shift to lower temperatures, Tg I shift of about 7–9 °C and Tg II shift, indicating increased mobility after PEF treatment	Iaccheri et al. (2022)
Blueberry	Simulated digestion	100 or 200 V/cm + edible coating	Maintained/enhanced anthocyanin stability, higher recovery of malvidin-3-O-glucoside after digestion	Oliveira et al. (2019)
	Conventional hot air or vacuum drying (45, 60, 75 °C)	2 kV/cm, 2 $\mu$ s, 200 pulses per second, 96 ms of total time	Reduced drying time significantly with vacuum drying (from 6 to 4 h at 75 °C, 10 to 7 h at 60 °C, and 70 to 40 h at 45 °C). No significant impact on nutritional values before drying. Minimal impact on nutritive quality of dried samples at 75 °C	Yu et al. (2018)
Potato	Convective drying	1.07 kV/cm	Tg shift to lower temperatures, Tg I shift of about 2–7 °C and Tg II shift, indicating increased mobility after PEF treatment	Iaccheri et al. (2022)
	Vacuum drying (40, 50, 60, 70 °C)	600 V/cm, 100 pulses	Retained texture and microstructure's shape, with most free water evaporating at relatively low temperatures (18–27 °C). Improved cutting force and capillary impregnation behavior	Liu et al. (2018)
Red pepper	Industrial drying by a convection drying oven at 45 °C	2.5 kV/cm, 100 Hz, 4 s	More than 10% increase in b* value	Won et al. (2015)
Goji berry	Air drying	2.8 kV/cm, 750 pulses	Increased effective diffusivity coefficients and drying rate	Dermesonlouglou et al. (2018)
Parsnip	Thermal drying (50, 60, 70 °C)	0.9 kV/cm, 20 $\mu$ s, 50 Hz, 65.8 $\pm$ 1.6 kJ/kg + 195 g of KCl salt solution (0.152 g/L)	Reduced drying time by up to 28% at 70 °C and up to 21% at 60 °C, and increased redness values (a*) in dried parsnips	Alam et al. (2018)

**Table 3** (continued)

Product	Drying method	PEF treatment	Observation	Reference
Spinach	Hot air drying	2.8 kV/cm, 1 $\mu$ s, 30 Hz, 0.218 $\mu$ F, 27.1 kJ/kg	Inhibited shrinkage during drying, reduced degradation of L-ascorbic acid and surface color. Prevented elution of water-soluble components, producing high-quality dried spinach	Yamakage et al. (2021)
Plum	Convective drying	1–3 kV/cm	Increased cell disintegration index (0.147 to 0.572) with increased PEF intensity, leading to higher drying rate and shorter drying time. Enhanced water diffusion coefficient ( $0.27$ to $16.47 \times 10^{-9}$ m <sup>2</sup> /s). Improved lightness and chroma, microscopic analysis revealed tissue shrinkage	Rahaman et al. (2019)
Cranberry	Microwave-vacuum drying	5.5 kV/cm, 7 $\mu$ s pulse duration, 0.25 $\mu$ F, 0.5 Hz + US (3.6 W/g, 30 min)	Increased color preservation, reduced sugar content especially sucrose, increased quality assessment	Nowacka et al., (2019a, 2019b)
Mango	Hot air/vacuum drying	1–3 kJ/kg	Decreased rehydration by up to 21%, and antioxidant capacity, increased phenolic compound retention by up to 70%, maximum carotenoid retention	Lammerskitten et al. (2020)
Pineapple	Freeze drying	1.07 kV/cm, 1 and 4 kJ/kg	Highest cell disintegration at 4 kJ/kg for both red beet and pineapple, reduced moisture content for both specific energies, better preservation of shape, darker color, crunchier texture, higher rehydration capacity for PEF-treated samples	Ammelt et al. (2021)

## Economic and Environmental Impact

Sustainability is crucial for social, technical, and economic development. It sets up a regenerative model of the economy and ensures that social needs are constantly supplied. Compared with all the traditionally used methods of thermal food processing approaches, PEF technology is much more environmentally benign. Therefore, PEF treatment is regarded as a sustainable replacement. The advantages of such a system include lower consumption of energy (Arshad et al., 2021a, 2021b; Shams et al., 2024). Other pressing concerns for most commercial systems of food production include food losses, under-utilization of by-products or processing residues, and degradation in quality, which affect the large scale and are complex in nature (Guo et al., 2024a, 2024b; Taha et al., 2022). The researchers focused on the technical transition approach relative to sustainable technology in food production for efficiency, which pointed out the efficiency of replacing outdated technologies with new ones (Giteru et al., 2018; Golberg et al., 2016; Zhang et al., 2021), while others focus on studying and utilizing existing technologies in food treatment (Hassoun et al., 2024).

Life cycle assessments analyze the viability of PEF from both environmental and economic perspectives. From an environmental standpoint, PEF application reduces the wastage of F&V by environmentally friendly means. From the literature, it has been indicated that PEF is essential in the recovery of compounds within the pomace, skin, and flesh of varied fruits and vegetables, which are otherwise irrecoverable from all other techniques (Chatzimitakos et al., 2023; Naliyadhara et al., 2022; Xi et al., 2021). Furthermore, PEF is a non-chemical method of treating wastewater that works fairly dependably for the safe disposal of sludge with substantial cost savings, perhaps up to 30–50% of the overall operating process cost and low environmental impact (Capodaglio, 2021; Martínez et al., 2023; Bocker & Silva, 2024). Moreover, many researchers have determined that PEF technology can efficiently reduce toxicants and contaminants in food processing systems (Gavahian et al., 2020; Pallarés et al., 2020; Tang et al., 2023; TK et al., 2022; Zhang et al., 2022a, 2022b). It has been concluded that the degradation pathway of pesticides during the PEF process may vary according to their chemical nature. However, the exact chemical pathways involved were not revealed in those studies; hence, no firm conclusion can be drawn at this point.

From the viewpoint of economic sustainability, technology enables food processing to be conducted at a cheaper cost in terms of energy. Continuous application of PEF has been indicated to be more energy-efficient than most thermal treatments by a large body of literature (Arshad et al., 2021a, 2021b; Guo et al., 2024a, 2024b; Zhang et al., 2023a, 2023b). Moreover, PEF pretreatment is considered

particularly promising for the industrial sector because of less energy consumption and the production of quality products compared to conventional drying techniques (Punthi et al., 2022). The reduction in the energy requirement was reported to be 30–65% for drying different F&V through various reviewed papers. This manifests the effectiveness of PEF pretreatments through this decrease in thermal energy needs for consequent processing steps (Liu et al., 2020a, 2020b; Ostermeier et al., 2018; Punthi et al., 2022). In addition, treated plant cells led to easier peeling and consequently lowered resistance during cutting. Consequently, the final product is cut more accurately yet with less energy. Koch et al. (2022) and Giancaterino and Jaeger (2023) have evaluated the potential of PEF regarding the peeling process of a variety of F&V and ascertained that peeling treatment significantly increases peeling efficiency by a factor of 3–5 times and enhances product yield up to 41.53% when compared to untreated samples. Therefore, the application of novel strategies, for example, PEF processing in postharvest industries, minimizes product loss, increases final quality, and reduces environmental impact and energy consumption that is associated with conventional peeling methods.

## Challenges and Future Work

PEF has limitations in the postharvest process of F&V due to its potential for the high energy costs associated with the technology. The pulse generators must be designed to realize the short, high-intensity pulses needed for efficient treatment, hence making them very specialized and expensive to manufacture (Arshad et al., 2020). The electrodes in PEF systems also need to be constructed from materials that can withstand high voltage and are resistant to corrosion (Ghoshal, 2023; Gómez et al., 2019). In addition, high voltage creates the need for proper insulation and safety measures for both the operators and the system. Since high-voltage systems have been invested in, the insulation and the safety mechanism that is practiced lead to significant expenses (Arshad et al., 2020; Wang et al., 2018). High initial investment costs hinder the adoption of the PEF technology, especially among the small food industries. Future work on the PEF technology needs to focus on energy efficiency and the cost reduction of pulse generators for better accessibility. Research in the areas of advanced electrode materials with resistivity to corrosion and innovation in insulation design is necessary to reduce manufacturing and operating costs. The other important aspect for improving operator protection and reducing complexity is safety mechanisms for high-voltage systems. Eventually, modular and scalable PEF systems can be developed that may allow easier adoption by minor agricultural and horticultural industries with a lower cost.

Some questions remain regarding the extension of shelf life for fruits and vegetables (F&V) treated by pulsed electric fields (PEF). PEF cannot guarantee the inactivation of all microorganisms, particularly spores and certain resilient bacterial strains that cause microbial regrowth during storage. The susceptibility to PEF varies among individual microorganisms, largely influenced by their structural differences. Generally, Gram-positive bacteria are more resistant to PEF treatment due to their thick peptidoglycan layer, which offers greater protection against the electric fields. In contrast, Gram-negative bacteria, with their thinner peptidoglycan layer and outer membrane, tend to be more susceptible. Additionally, yeasts are generally more sensitive to electric fields than bacteria, which can lead to more effective inactivation during PEF treatment (Demir et al., 2023; Li et al., 2023a, 2023b, 2023c). While PEF be used to inactivate some enzymes, such an approach cannot be generally applied. Not every enzymatic process can be successfully mitigated and, more importantly, inactivated to prevent spoilage and the loss of quality over time (Arshad et al., 2021a, 2021b). Furthermore, minimal residual enzymatic activity under mild conditions may lead to spoilage or modify the sensory attributes of food products during storage (Morales-De la Peña et al., 2021; Zhang et al., 2023a, 2023b). PEF processing still incurs degradation of labile vitamins and minerals over time and ultimately results in a lower quality from a nutritional point of view. Further studies should be directed toward the application of this technology in combination with other preservation methods to guarantee inactivation of resistant microorganisms and further improve enzyme control so as to prevent spoilage. Besides, further optimization of process parameters of PEF is needed in the interest of reducing losses of vitamins and minerals to sustain for a longer period, the nutritional quality of fruits and vegetables after treatment.

Although the PEF technology has established its great potential for the waste valorization of F&V, there are some critical limitations to be managed to maximize this potential. F&V waste is quite heterogeneous in composition, moisture content, and physical properties, which challenges one to develop a general PEF treatment protocol. These features of fibrous plant materials offer low amenability to the PEF treatment, often requiring intense further processing (Chatzimitakos et al., 2023; Faria and Silva, 2024). The conditions used in the PEF procedure might hinder the stability of the bioactive compounds or other valuable extracts from their quality by causing possible malfunction or degradation. The variation of raw waste material does not allow consistency in valorized product quality (Arshad et al., 2021a, 2021b). Such optimization and validation of PEF treatment parameters for the different waste types would probably be quite an investment in resources and time, representing a considerable amount of money expended on research and development. In

prospects, PEF technology for the valorization of F&V waste should be focused on treatment protocol optimization, taking into account variations in the waste composition that would provide for maximum extraction of bioactive compounds without any quality degradation. Further improvements in the efficiency of the PEF treatment of fibrous materials and the elaboration of scalable systems will lead to a constant product quality with reduced processing costs.

While PEF can reduce drying time and energy consumption in the subsequent drying processes, the pretreatment consumes a significant amount of energy. Various F&V respond to PEF treatment differently, where the protocols have to be adjusted and therefore make it cumbersome (Punthi et al., 2022). Considerable modifications and infrastructure investment of already existing lines are needed to fit them into the integration of PEF technology in drying (Radojčin et al., 2021; Zhang et al., 2022a, 2022b). Many existing drying systems must be engineered and even have their processes adjusted to incorporate PEF in a manner that many processing plants simply do not find viable. Solving such issues is very important to help realize the full potential derived from PEF technology for postharvest processes involving F&V. Further research on PEF technology for the treatment of F&V should give more emphasis to two main aspects: enhancing the energy efficiency of the pretreatment and developing adaptable protocols for different F&V. The development will be required to translate into cost-effective methods that result in the integration of PEF into existing drying systems without significant infrastructure modification, making it industrially practical for application.

## Conclusion

Advantages of PEF in postharvest processing of F&V are many-faceted, from food preservation while keeping the quality to energy efficiency, low environmental impact, and safety. Since PEF is non-thermal, it does not lead to any nutritive losses; all nutrients, such as vitamins, antioxidants, and other bioactive compounds, are heat-sensitive. PEF technology facilitates the efficiency of extraction of bioactive compounds and other valuable substances from F&V. The rapid application of electric pulses significantly reduces processing time and total energy consumption compared to traditional methods. Thus, PEF technology is more energy-saving than traditional thermal treatment methods. Although the numerous benefits associated with the PEF technology and applications are tangible, engineers and researchers still try to overcome some challenges coupled with developing the PEF systems.

They assess the factors of adaptability and scalability, as these enable a broad size range, from small-scale operations driven by supermarket demand to large agricultural and horticultural units. Furthermore, with future developments

of PEF technology, it will be possible to better influence the texture and flavor properties of processed F&V, allowing for still more consumer-oriented end-products. PEF technology may also allow both categories of products to result in better extraction yields and longer shelf life, both at the processing level and among consumers. More investigations into these mechanisms and effects on different F&V will further deepen the understanding and optimization of the technology. The future of PEF technology is promising for producing high-quality F&V. Advanced development and application in the food industry using PEF would contribute to making healthier products and friendliness to the environment. Life cycle assessments analyze the viability of PEF from both environmental and economic perspectives. PEF application reduces the wastage of F&V by environmentally friendly means. PEF is essential in the recovery of compounds within the pomace, skin, and flesh of varied fruits and vegetables, which are otherwise irrecoverable from all other techniques. In addition, scalability of PEF secures its application in sizes varying from small-scale operations driven by supermarket demand up to large-scale food units.

**Author Contributions** M.R. writing—original draft; Investigation; methodology; project administration; Supervision. A.k. Data curation; visualization; writing—original draft M.N. visualization; writing—original draft T.J. visualization; writing—original draft L.L. visualization; writing—original draft K.M. visualization; writing—original draft A.H. Supervision ; validation; writing—original draft C.M. Supervision ; validation; writing—original draft H.Z. Supervision ; validation; writing—original draft.

**Data Availability** No datasets were generated or analysed during the current study.

## Declarations

**Competing Interests** The authors declare no competing interests.

**Open Access** This article is licensed under a Creative Commons Attribution 4.0 International License, which permits use, sharing, adaptation, distribution and reproduction in any medium or format, as long as you give appropriate credit to the original author(s) and the source, provide a link to the Creative Commons licence, and indicate if changes were made. The images or other third party material in this article are included in the article's Creative Commons licence, unless indicated otherwise in a credit line to the material. If material is not included in the article's Creative Commons licence and your intended use is not permitted by statutory regulation or exceeds the permitted use, you will need to obtain permission directly from the copyright holder. To view a copy of this licence, visit <http://creativecommons.org/licenses/by/4.0/>.

## References

- Afifi, S. M., Gök, R., Eikenberg, I., Krygier, D., Rottmann, E., Stübler, A. S., ... & Esatbeyoglu, T. (2023). Comparative flavonoid profile of orange (*Citrus sinensis*) flavedo and albedo extracted by conventional and emerging techniques using UPLC-IMS-MS, chemometrics and antioxidant effects. *Frontiers in Nutrition*, 10, 1158473. <https://doi.org/10.3389/fnut.2023.1158473>
- Akter, F., Muhury, R., Sultana, A., & Deb, U. K. (2022). A comprehensive review of mathematical modeling for drying processes of fruits and vegetables. *International Journal of Food Science*, 2022(1), 6195257. <https://doi.org/10.1155/2022/6195257>
- Alam, M. R., Lyng, J. G., Frontuto, D., Marra, F., & Cinquanta, L. (2018). Effect of pulsed electric field pretreatment on drying kinetics, color, and texture of parsnip and carrot. *Journal of Food Science*, 83(8), 2159–2166. <https://doi.org/10.1111/1750-3841.14216>
- Ali, M., Liao, L., Zeng, X. A., Manzoor, M. F., & Mazahir, M. (2024). Impact of sustainable emerging pulsed electric field processing on textural properties of food products and their mechanisms: An updated review. *Journal of Agriculture and Food Research*, 101076. <https://doi.org/10.1016/j.jafr.2024.101076>
- Ammelt, D., Lammerskitten, A., Wiktör, A., Barba, F. J., Toepfl, S., & Parniakov, O. (2021). The impact of pulsed electric fields on quality parameters of freeze-dried red beets and pineapples. *International Journal of Food Science & Technology*, 56(4), 1777–1787. <https://doi.org/10.1111/ijfs.14803>
- Andreou, V., Dimopoulos, G., Dermesonlouoglou, E., & Taoukis, P. (2020). Application of pulsed electric fields to improve product yield and waste valorization in industrial tomato processing. *Journal of Food Engineering*, 270, 109778. <https://doi.org/10.1016/j.jfoodeng.2019.109778>
- Andreou, V., Dimopoulos, G., Tsonas, T., Katsimichas, A., Limnaios, A., Katsaros, G., & Taoukis, P. (2021). Pulsed electric fields-assisted drying and frying of fresh zucchini. *Food and Bioprocess Technology*, 14, 2091–2106. <https://doi.org/10.1007/s11947-021-02705-z>
- Arshad, R. N., Abdul-Malek, Z., Munir, A., Buntat, Z., Ahmad, M. H., Jusoh, Y. M., ... & Aadil, R. M. (2020). Electrical systems for pulsed electric field applications in the food industry: An engineering perspective. *Trends in Food Science & Technology*, 104, 1–13. <https://doi.org/10.1016/j.tifs.2020.07.008>
- Arshad, R. N., Abdul-Malek, Z., Roobab, U., Munir, M. A., Naderipour, A., Qureshi, M. I., ... & Aadil, R. M. (2021). Pulsed electric field: A potential alternative towards a sustainable food processing. *Trends in Food Science & Technology*, 111, 43–54. <https://doi.org/10.1016/j.tifs.2021.02.041>
- Arshad, R. N., Abdul-Malek, Z., Roobab, U., Qureshi, M. I., Khan, N., Ahmad, M. H., ... & Aadil, R. M. (2021). Effective valorization of food wastes and by-products through pulsed electric field: A systematic review. *Journal of Food Process Engineering*, 44(3), e13629. <https://doi.org/10.1111/jfpe.13629>
- Astráin-Redín, L., Raso, J., Álvarez, I., Kirkhus, B., Meisland, A., Borge, G. I. A., & Cebrián, G. (2023). New pulsed electric fields approach to improve the blanching of carrots. *LWT*, 189, 115468. <https://doi.org/10.1016/j.lwt.2023.115468>
- Athanasiadis, V., Chatzimitakos, T., Kotsou, K., Palaiogiannis, D., Bozinou, E., & Lalas, S. I. (2022). Optimization of the extraction parameters for the isolation of bioactive compounds from orange peel waste. *Sustainability*, 14(21), 13926. <https://doi.org/10.3390/su142113926>
- Bagarinao, N. C., King, J., Leong, S. Y., Agyei, D., Sutton, K., & Oey, I. (2024). Effect of germination on seed protein quality and secondary metabolites and potential modulation by pulsed electric field treatment. *Foods*, 13(11), 1598. <https://doi.org/10.3390/foods13111598>
- Bao, G., Tian, Y., Wang, K., Chang, Z., Jiang, Y., & Wang, J. (2024). Mechanistic understanding of the improved drying characteristics and quality attributes of lily (*Lilium lancifolium* Thunb.) by modified microstructure after pulsed electric field (PEF)



- pretreatment. *Food Research International*, 190, 114660. <https://doi.org/10.1016/j.foodres.2024.114660>
- Barba, F. J., Brianceau, S., Turk, M., Boussetta, N., & Vorobiev, E. (2015). Effect of alternative physical treatments (ultrasounds, pulsed electric fields, and high-voltage electrical discharges) on selective recovery of bio-compounds from fermented grape pomace. *Food and Bioprocess Technology*, 8, 1139–1148. <https://doi.org/10.1007/s11947-015-1482-3>
- Barba, F. J., Parniakov, O., Pereira, S. A., Wiktor, A., Grimi, N., Boussetta, N., ... & Vorobiev, E. (2015). Current applications and new opportunities for the use of pulsed electric fields in food science and industry. *Food Research International*, 77, 773–798. <https://doi.org/10.1016/j.foodres.2015.09.015>
- Boateng, I. D. (2024). Recent processing of fruits and vegetables using emerging thermal and non-thermal technologies. A critical review of their potentialities and limitations on bioactives, structure, and drying performance. *Critical Reviews in Food Science and Nutrition*, 64(13), 4240–4274. <https://doi.org/10.1080/10408398.2022.2140121>
- Bobinaitė, R., Pataro, G., Lamanuskas, N., Šatkauskas, S., Viškelis, P., & Ferrari, G. (2015). Application of pulsed electric field in the production of juice and extraction of bioactive compounds from blueberry fruits and their by-products. *Journal of Food Science and Technology*, 52, 5898–5905. <https://doi.org/10.1007/s13197-014-1668-0>
- Bocker, R., & Silva, E. K. (2024). Pulsed electric field technology as a promising pre-treatment for enhancing orange agro-industrial waste biorefinery. *RSC Advances*, 14(3), 2116–2133. <https://doi.org/10.1039/D3RA07848E>
- Brito, I. P. C., & Silva, E. K. (2024). Pulsed electric field technology in vegetable and fruit juice processing: A review. *Food Research International*, 114207. <https://doi.org/10.1016/j.foodres.2024.114207>
- Buchmann, L., Bloch, R., & Mathys, A. (2018). Comprehensive pulsed electric field (PEF) system analysis for microalgae processing. *Bioresource Technology*, 265, 268–274.
- Calín-Sánchez, Á., Lipan, L., Cano-Lamadrid, M., Kharaghani, A., Masztalerz, K., Carbonell-Barrachina, Á. A., & Figiel, A. (2020). Comparison of traditional and novel drying techniques and its effect on quality of fruits, vegetables and aromatic herbs. *Foods*, 9(9), 1261. <https://doi.org/10.3390/foods9091261>
- Capodaglio, A. G. (2021). Pulse electric field technology for wastewater and biomass residues' improved valorization. *Processes*, 9(5), 736. <https://doi.org/10.3390/pr9050736>
- Carpentieri, S., Ferrari, G., & Pataro, G. (2022). Optimization of pulsed electric fields-assisted extraction of phenolic compounds from white grape pomace using response surface methodology. *Frontiers in Sustainable Food Systems*, 6, 854968. <https://doi.org/10.3389/fsufs.2022.854968>
- Castagnini, J. M., Iaccheri, E., Tylewicz, U., Dalla Rosa, M., & Rocculi, P. (2020). Pulsed electric fields effect on mechanical and sorption properties of dried apple tissue. *Innovative Food Science & Emerging Technologies*, 65, 102442. <https://doi.org/10.1016/j.ifset.2020.102442>
- Chaiyana, W., Sirithunyalug, J., Somwongin, S., Punyoyai, C., Laothawerungsawat, N., Marsup, P., ... & Yawootti, A. (2020). Enhancement of the antioxidant, anti-tyrosinase, and anti-hyaluronidase activity of *Morus alba* L. leaf extract by pulsed electric field extraction. *Molecules*, 25(9), 2212. <https://doi.org/10.3390/molecules25092212>
- Chang, C. K., Tsai, S. Y., Gavahian, M., Cheng, K. C., Hou, C. Y., Yudhistira, B., ... & Hsieh, C. W. (2023). Direct and alternating current electric fields affect pectin esterase and cellulase in tomato (*Solanum lycopersicum* L.) fruit during storage. *Postharvest Biology and Technology*, 205, 112495. <https://doi.org/10.1016/j.postharvbio.2023.112495>
- Chang, C. K., Yang, Y. T., Gavahian, M., Cheng, K. C., Hou, C. Y., Chen, M. H., ... & Hsieh, C. W. (2023). Prolonging the shelf-life of atemoya (*Annona cherimolax* *Annona squamosa*) using pulsed electric field treatments. *Innovative Food Science & Emerging Technologies*, 88, 103458. <https://doi.org/10.1016/j.ifset.2023.103458>
- Chatzimitikos, T., Athanasiadis, V., Kalompatsios, D., Mantiniotou, M., Bozinou, E., & Lalas, S. I. (2023). Pulsed electric field applications for the extraction of bioactive compounds from food waste and by-products: A critical review. *Biomass*, 3(4), 367–401. <https://doi.org/10.3390/biomass3040022>
- Chauhan, O. P., Sayanfar, S., & Toepfl, S. (2018). Effect of pulsed electric field on texture and drying time of apple slices. *Journal of Food Science and Technology*, 55, 2251–2258. <https://doi.org/10.1007/s13197-018-3142-x>
- Chen, B. K., Chang, C. K., Cheng, K. C., Hou, C. Y., Lin, J. A., Chen, M. H., ... & Hsieh, C. W. (2022). Using the response surface methodology to establish the optimal conditions for preserving bananas (*Musa acuminata*) in a pulsed electric field and to decrease browning induced by storage at a low temperature. *Food Packaging and Shelf Life*, 31, 100804
- Dadan, M., Barañska, A., Matys, A., Rybak, K., Witrowa-Rajchert, D., Wiktor, A., & Nowacka, M. (2023). Impact of pulsed electric field treatment on the process kinetics and selected properties of air and dehumidified air-dried mushrooms. *Processes*, 11(7), 2101. <https://doi.org/10.3390/pr11072101>
- Dadan, M., Nowacka, M., Czyzewski, J., & Witrowa-Rajchert, D. (2020). Modification of food structure and improvement of freezing processes by pulsed electric field treatment. In *Pulsed electric fields to obtain healthier and sustainable food for tomorrow* (pp. 203–226). Academic Press. <https://doi.org/10.1016/B978-0-12-816402-0.00009-4>
- del Carmen Razola-Díaz, M., Tylewicz, U., Rocculi, P., & Verardo, V. (2023). Application of pulsed electric field processing in the food industry. In *Non-Thermal Food Processing Operations* (pp. 257–298). Woodhead Publishing. <https://doi.org/10.1016/B978-0-12-818717-3.00009-3>
- de Oliveira, C. F., Giordani, D., Gurak, P. D., Cladera-Olivera, F., & Marczak, L. D. F. (2015). Extraction of pectin from passion fruit peel using moderate electric field and conventional heating extraction methods. *Innovative Food Science & Emerging Technologies*, 29, 201–208. <https://doi.org/10.1016/j.ifset.2015.02.005>
- del Carmen Razola-Díaz, M., Sevenich, R., Ribeiro, L. R., Guerra-Hernández, E. J., Schlüter, O., & Verardo, V. (2024). Combined effect of pulse electric field and probe ultrasound technologies for obtaining phenolic compounds from orange by-product. *LWT*, 198, 115950. <https://doi.org/10.1016/j.lwt.2024.115950>
- Demir, E., Tappi, S., Dymek, K., Rocculi, P., & Gomez-Galindo, F. (2023). Reversible electroporation caused by pulsed electric field—Opportunities and challenges for the food sector. *Trends in Food Science & Technology*, 104120. <https://doi.org/10.1016/j.tifs.2023.104120>
- Dermesonlouoglou, E., Chalkia, A., Dimopoulos, G., & Taoukis, P. (2018). Combined effect of pulsed electric field and osmotic dehydration pre-treatments on mass transfer and quality of air dried goji berry. *Innovative Food Science & Emerging Technologies*, 49, 106–115. <https://doi.org/10.1016/j.ifset.2018.08.003>
- El Kantar, S., Boussetta, N., Lebovka, N., Foucart, F., Rajha, H. N., Maroun, R. G., ... & Vorobiev, E. (2018). Pulsed electric field treatment of citrus fruits: Improvement of juice and polyphenols extraction. *Innovative Food Science & Emerging Technologies*, 46, 153–161. <https://doi.org/10.1016/j.ifset.2017.09.024>
- Eslami, E., Donsi, F., Ferrari, G., & Pataro, G. (2024). Enhancing cutin extraction efficiency from industrially derived tomato processing residues by high-pressure homogenization. *Foods*, 13(9), 1415. <https://doi.org/10.3390/foods13091415>

- Evrendilek, G. A., & Özkan, B. H. (2024). Pulsed electric field processing of fruit juices with inactivation of enzymes with new inactivation kinetic model and determination of changes in quality parameters. *Innovative Food Science & Emerging Technologies*, 94, 103678. <https://doi.org/10.1016/j.ifset.2024.103678>
- Faria, G. M. L., & Silva, E. K. (2024). Pulsed electric field, ultrasound and microwave heating based extraction techniques for valorization of pomegranate peel by-products: A review. *Journal of Environmental Chemical Engineering*, 113078. <https://doi.org/10.1016/j.jece.2024.113078>
- Faridnia, F., Burritt, D. J., Bremer, P. J., & Oey, I. (2015). Innovative approach to determine the effect of pulsed electric fields on the microstructure of whole potato tubers: Use of cell viability, microscopic images and ionic leakage measurements. *Food Research International*, 77, 556–564. <https://doi.org/10.1016/j.foodres.2015.08.028>
- Fauster, T., Giancaterino, M., Pittia, P., & Jaeger, H. (2020). Effect of pulsed electric field pretreatment on shrinkage, rehydration capacity and texture of freeze-dried plant materials. *Lwt*, 121, 108937. <https://doi.org/10.1016/j.lwt.2019.108937>
- Frontuto, D., Carullo, D., Harrison, S. M., Brunton, N. P., Ferrari, G., Lyng, J. G., & Pataro, G. (2019). Optimization of pulsed electric fields-assisted extraction of polyphenols from potato peels using response surface methodology. *Food and Bioprocess Technology*, 12, 1708–1720. <https://doi.org/10.1007/s11947-019-02320-z>
- Gavahian, M., Pallares, N., Al Khawli, F., Ferrer, E., & Barba, F. J. (2020). Recent advances in the application of innovative food processing technologies for mycotoxins and pesticide reduction in foods. *Trends in Food Science & Technology*, 106, 209–218. <https://doi.org/10.1016/j.tifs.2020.09.018>
- Ghoshal, G. (2023). Comprehensive review in pulsed electric field (PEF) in food preservation: Gaps in current studies for potential future research. *Heliyon*. <https://doi.org/10.1016/j.heliyon.2023.e17532>
- Giancaterino, M., & Jaeger, H. (2023). Impact of pulsed electric fields (PEF) treatment on the peeling ability of tomatoes and kiwi fruits. *Frontiers in Food Science and Technology*, 3, 1152111. <https://doi.org/10.3389/frfst.2023.1152111>
- Giancaterino, M., Werl, C., & Jaeger, H. (2024). Evaluation of the quality and stability of freeze-dried fruits and vegetables pretreated by pulsed electric fields (PEF). *LWT*, 191, 115651. <https://doi.org/10.1016/j.lwt.2023.115651>
- Giancaterino, M., Cybulska, J., Zdunek, A., & Jaeger, H. (2024). The effect of pulsed electric fields (PEF) on nanostructure and monosaccharides composition of pectin fractions extracted from green and red tomatoes. *Food and Bioprocess Technology*, 1–13. <https://doi.org/10.1007/s11947-024-03401-4>
- Giannoglou, M., Xanthou, Z. M., Chanioti, S., Stergiou, P., Christopoulos, M., Dimitrakellis, P., ... & Katsaros, G. (2021). Effect of cold atmospheric plasma and pulsed electromagnetic fields on strawberry quality and shelf-life. *Innovative Food Science & Emerging Technologies*, 68, 102631. <https://doi.org/10.1016/j.ifset.2021.102631>
- Giteru, S. G., Oey, I., & Ali, M. A. (2018). Feasibility of using pulsed electric fields to modify biomacromolecules: A review. *Trends in Food Science & Technology*, 72, 91–113. <https://doi.org/10.1016/j.tifs.2017.12.009>
- Golberg, A., Sack, M., Teissie, J., Pataro, G., Pliquett, U., Saulis, G., ... & Frey, W. (2016). Energy-efficient biomass processing with pulsed electric fields for bioeconomy and sustainable development. *Biotechnology for biofuels*, 9, 1–22. <https://doi.org/10.1186/s13068-016-0508-z>
- Gómez, B., Munekata, P. E., Gavahian, M., Barba, F. J., Martí-Quijal, F. J., Bolumar, T., ... & Lorenzo, J. M. (2019). Application of pulsed electric fields in meat and fish processing industries: An overview. *Food research international*, 123, 95–105. <https://doi.org/10.1016/j.foodres.2019.04.047>
- González-Casado, S., Martín-Belloso, O., Elez-Martínez, P., & Soliva-Fortuny, R. (2018). Enhancing the carotenoid content of tomato fruit with pulsed electric field treatments: Effects on respiratory activity and quality attributes. *Postharvest Biology and Technology*, 137, 113–118. <https://doi.org/10.1016/j.postharvbio.2017.11.017>
- González-Pérez, J. E., Ramírez-Corona, N., & López-Malo, A. (2021). Mass transfer during osmotic dehydration of fruits and vegetables: Process factors and non-thermal methods. *Food Engineering Reviews*, 13, 344–374. <https://doi.org/10.1007/s12393-020-09276-3>
- Guionet, A., David, F., Zaepffel, C., Coustets, M., Helmi, K., Cheype, C., ... & Teissie, J. (2015). E. coli electroeradication on a closed loop circuit by using milli-, micro- and nanosecond pulsed electric fields: Comparison between energy costs. *Bioelectrochemistry*, 103, 65–73
- Guo, L., Azam, S. R., Guo, Y., Liu, D., & Ma, H. (2022). Germicidal efficacy of the pulsed magnetic field against pathogens and spoilage microorganisms in food processing: An overview. *Food Control*, 136, 108496. <https://doi.org/10.1016/j.foodcont.2021.108496>
- Guo, L., Wang, X., Ren, Y., Zhang, X., Li, Q., Zhang, C., & Qian, J. Y. (2024). Outcomes of structure, function and flavor of pea protein isolate treated by AC, DC and pulsed electric fields. *Food Research International*, 176, 113817. <https://doi.org/10.1016/j.foodres.2023.113817>
- Guo, Y., Han, M., Chen, L., Zeng, X., Wang, P., Xu, X., ... & Lu, X. (2024). Pulsed electric field: A novel processing technology for meat quality enhancing. *Food Bioscience*, 103645. <https://doi.org/10.1016/j.fbio.2024.103645>
- Hassoun, A., Anusha Siddiqui, S., Smaoui, S., Ucak, İ., Arshad, R. N., Bhat, Z. F., ... & Camara, J. S. (2024). Emerging technological advances in improving the safety of muscle foods: Framing in the context of the food revolution 4.0. *Food reviews international*, 40(1), 37–78. <https://doi.org/10.1080/87559129.2022.2149776>
- Hossain, M. B., Aguiló-Aguayo, I., Lyng, J. G., Brunton, N. P., & Rai, D. K. (2015). Effect of pulsed electric field and pulsed light pretreatment on the extraction of steroidal alkaloids from potato peels. *Innovative Food Science & Emerging Technologies*, 29, 9–14. <https://doi.org/10.1016/j.ifset.2014.10.014>
- Hsieh, C. C., Chang, C. K., Wong, L. W., Hu, C. C., Lin, J. A., & Hsieh, C. W. (2020). Alternating current electric field inhibits browning of *Pleurotus ostreatus* via inactivation of oxidative enzymes during postharvest storage. *Lwt*, 134, 110212. <https://doi.org/10.1016/j.lwt.2020.110212>
- Hwang, H. J., Kim, H. J., Ko, M. J., & Chung, M. S. (2021). Recovery of hesperidin and narirutin from waste Citrus unshiu peel using subcritical water extraction aided by pulsed electric field treatment. *Food Science and Biotechnology*, 30, 217–226. <https://doi.org/10.1007/s10068-020-00862-z>
- Iaccheri, E., Castagnini, J. M., Tylewicz, U., & Rocculi, P. (2022). Modelling the mechanical properties and sorption behaviour of pulsed electric fields (PEF) treated carrots and potatoes after air drying for food chain management. *Biosystems Engineering*, 223, 53–60. <https://doi.org/10.1016/j.biosystemseng.2021.09.011>
- Jara-Quijada, E., Pérez-Won, M., Tabilo-Munizaga, G., Lemus-Mondaca, R., González-Cavieres, L., Palma-Acevedo, A., & Herrera-Lavados, C. (2024). Liposomes loaded with green tea polyphenols—Optimization, characterization, and release kinetics under conventional heating and pulsed electric fields. *Food and Bioprocess Technology*, 17(2), 396–408. <https://doi.org/10.1007/s11947-023-03136-8>
- Jara-Quijada, E., Pérez-Won, M., Tabilo-Munizaga, G., González-Cavieres, L., Palma-Acevedo, A., Herrera-Lavados, C., &

- Lemus-Mondaca, R. (2023). Polyphenol extraction of green tea through pulsed electric field: Yield improvement and environmental assessment. *Food and Bioprocess Technology*, 1–17. <https://doi.org/10.1007/s11947-023-03286-9>
- Jin, T. Z., Yu, Y., & Gurtler, J. B. (2017). Effects of pulsed electric field processing on microbial survival, quality change and nutritional characteristics of blueberries. *Lwt*, 77, 517–524. <https://doi.org/10.1016/j.lwt.2016.12.009>
- Kanduđer, M., Belič, A., Čorović, S., & Škrjanc, I. (2017). Modular Serial Flow Through device for pulsed electric field treatment of the liquid samples. *Scientific Reports*, 7(1), 8115. <https://doi.org/10.1038/s41598-017-08620-8>
- Katiyo, W., Yang, R., & Zhao, W. (2018). Phenolic composition and antioxidant activity of Chinese red-fleshed apples (*Malus pumila* Niedzwetzkyana (Dieck) and effect of different pasteurization treatments on the cloudy juice. *International Food Research Journal*, 25(5), 2185–2194.
- Kempkes, M., & Munderville, M. (2017, June). Pulsed Electric Fields (PEF) processing of fruit and vegetables. In 2017 IEEE 21st international conference on pulsed power (PPC) (pp. 1–7). IEEE. <https://doi.org/10.1109/PPC.2017.8291186>
- Kim, H. S., Ko, M. J., Park, C. H., & Chung, M. S. (2022). Application of pulsed electric field as a pre-treatment for subcritical water extraction of quercetin from onion skin. *Foods*, 11(8), 1069. <https://doi.org/10.3390/foods11081069>
- Kim, S. Y., Lee, B. M., Hong, S. Y., Yeo, H. H., Jeong, S. H., & Lee, D. U. (2023). A pulsed electric field accelerates the mass transfer during the convective drying of carrots: Drying and rehydration kinetics, texture, and carotenoid content. *Foods*, 12(3), 589. <https://doi.org/10.3390/foods12030589>
- Koch, Y., Witt, J., Lammerskitten, A., Siemer, C., & Toepfl, S. (2022). The influence of Pulsed Electric Fields (PEF) on the peeling ability of different fruits and vegetables. *Journal of Food Engineering*, 322, 110938. <https://doi.org/10.1016/j.jfoodeng.2021.110938>
- Koubaa, M., Barba, F. J., Grimi, N., Mhemdi, H., Koubaa, W., Boussetta, N., & Vorobiev, E. (2016). Recovery of colorants from red prickly pear peels and pulps enhanced by pulsed electric field and ultrasound. *Innovative Food Science & Emerging Technologies*, 37, 336–344. <https://doi.org/10.1016/j.ifset.2016.04.015>
- Kumar, M., Madhumita, M., Prabhakar, P. K., & Basu, S. (2024). Refractance window drying of food and biological materials: Status on mechanisms, diffusion modelling and hybrid drying approach. *Critical Reviews in Food Science and Nutrition*, 64(11), 3458–3481. <https://doi.org/10.1080/10408398.2022.2132210>
- Lal, A. N., Prince, M. V., Kothakota, A., Pandiselvam, R., Thirumdas, R., Mahanti, N. K., & Sreeja, R. (2021). Pulsed electric field combined with microwave-assisted extraction of pectin polysaccharide from jackfruit waste. *Innovative Food Science & Emerging Technologies*, 74, 102844. <https://doi.org/10.1016/j.ifset.2021.102844>
- Lammerskitten, A., Mykhailik, V., Wiktor, A., Toepfl, S., Nowacka, M., Bialik, M., ... & Parniakov, O. (2019). Impact of pulsed electric fields on physical properties of freeze-dried apple tissue. *Innovative Food Science & Emerging Technologies*, 57, 102211. <https://doi.org/10.1016/j.ifset.2019.102211>
- Lammerskitten, A., Wiktor, A., Mykhailik, V., Samborska, K., Gondek, E., Witrowa-Rajchert, D., ... & Parniakov, O. (2020). Pulsed electric field pre-treatment improves microstructure and crunchiness of freeze-dried plant materials: Case of strawberry. *Lwt*, 134, 110266. <https://doi.org/10.1016/j.lwt.2020.110266>
- Li, L., Yang, R., & Zhao, W. (2021). The effect of pulsed electric fields (PEF) combined with temperature and natural preservatives on the quality and microbiological shelf-life of cantaloupe juice. *Foods*, 10(11), 2606. <https://doi.org/10.3390/foods10112606>
- Li, X., Li, J., Wang, R., Rahaman, A., Zeng, X. A., & Brennan, C. S. (2021). Combined effects of pulsed electric field and ultrasound pretreatments on mass transfer and quality of mushrooms. *LWT - Food Science and Technology*, 150(May), 112008. <https://doi.org/10.1016/j.lwt.2021.112008>
- Li, J., Pettinato, M., Campardelli, R., De Marco, I., & Perego, P. (2022). High-pressure technologies for the recovery of bioactive molecules from agro-industrial waste. *Applied Sciences*, 12(7), 3642. <https://doi.org/10.3390/app12073642>
- Li, Z., Yang, Q., Du, H., & Wu, W. (2023). Advances of pulsed electric field for foodborne pathogen sterilization. *Food Reviews International*, 39(7), 3603–3619. <https://doi.org/10.1080/87559129.2021.2012798>
- Li, J., Deng, Y., Xu, W., Zhao, R., Chen, T., Wang, M., ... & Liu, D. (2023). Multiscale modeling of food thermal processing for insight, comprehension, and utilization of heat and mass transfer: A state-of-the-art review. *Trends in Food Science & Technology*, 131, 31–45. <https://doi.org/10.1016/j.tifs.2022.11.018>
- Li, Y., Wang, J. H., Wang, E. C., Tang, Z. S., Han, Y., Luo, X. E., ... & Han, Z. (2023). The microstructure and thermal properties of pulsed electric field pretreated oxidized starch. *International Journal of Biological Macromolecules*, 235, 123721. <https://doi.org/10.1016/j.ijbiomac.2023.123721>
- Lin, S. H., Chang, C. K., Lin, C. T., Gavahian, M., Li, P. H., Tsai, S. Y., ... & Hsieh, C. W. (2024). Pulse electric field pretreatment delays the texture deterioration of sweet persimmon (*Diospyros kaki* L.) during postharvest storage. *LWT*, 191, 115711. <https://doi.org/10.1016/j.lwt.2023.115711>
- Liu, Z. W., Zeng, X. A., & Ngadi, M. (2018). Enhanced extraction of phenolic compounds from onion by pulsed electric field (PEF). *Journal of Food Processing and Preservation*, 42(9), e13755. <https://doi.org/10.1111/jfpp.13755>
- Liu, C., Pirozzi, A., Ferrari, G., Vorobiev, E., & Grimi, N. (2020). Effects of pulsed electric fields on vacuum drying and quality characteristics of dried carrot. *Food and Bioprocess Technology*, 13, 45–52. <https://doi.org/10.1007/s11947-019-02364-1>
- Liu, C., Pirozzi, A., Ferrari, G., Vorobiev, E., & Grimi, N. (2020). Impact of pulsed electric fields on vacuum drying kinetics and physicochemical properties of carrot. *Food Research International*, 137, 109658. <https://doi.org/10.1016/j.foodres.2020.109658>
- Liu, J., Wang, W., Qu, H., Xiong, X., & Li, X. (2023). Effect of moderate electric field on rheological properties, cell wall components, and microstructure of apple tissue. *Journal of Food Engineering*, 351, 111516. <https://doi.org/10.1016/j.jfoodeng.2023.111516>
- Liu, X., Sun, J., Qi, X., & Mao, X. (2024). Effect of low intensity direct-current electric field on anti-browning of apple juice: Enzyme inactivation kinetics and juice properties. *Innovative Food Science & Emerging Technologies*, 92, 103592. <https://doi.org/10.1016/j.ifset.2024.103592>
- Liu, Y., Oey, I., Leong, S. Y., Kam, R., Kantono, K., & Hamid, N. (2024). pulsed electric field pretreatments affect the metabolite profile and antioxidant activities of freeze- and air-dried New Zealand apricots. *Foods*, 13(11), 1764. <https://doi.org/10.3390/foods13111764>
- Liu, S., Sun, H., Ma, G., Zhang, T., Wang, L., Pei, H., ... & Gao, L. (2022). Insights into flavor and key influencing factors of Maillard reaction products: A recent update. *Frontiers in Nutrition*, 9, 973677. <https://doi.org/10.3389/fnut.2022.973677>
- Llavata, B., Collazos-Escobar, G. A., García-Pérez, J. V., & Cárcel, J. A. (2024). PEF pre-treatment and ultrasound-assisted drying at different temperatures as a stabilizing method for the up-cycling of kiwifruit: Effect on drying kinetics and final quality. *Innovative Food Science & Emerging Technologies*, 92, 103591. <https://doi.org/10.1016/j.ifset.2024.103591>



- Lohani, U. C., & Muthukumarappan, K. (2016). Application of the pulsed electric field to release bound phenolics in sorghum flour and apple pomace. *Innovative Food Science & Emerging Technologies*, 35, 29–35. <https://doi.org/10.1016/j.ifset.2016.03.012>
- Lombergar, P., Flisar, K., Miklavčič, D., & Mahnič-Kalamiza, S. (2024). Time-dependent model of temperature distribution in continuous flow pulsed electric field treatment chambers. *Innovative Food Science & Emerging Technologies*, 93, 103628. <https://doi.org/10.1016/j.ifset.2024.103628>
- López-Gámez, G., Elez-Martínez, P., Martín-Belloso, O., & Soliva-Fortuny, R. (2020). Pulsed electric fields affect endogenous enzyme activities, respiration and biosynthesis of phenolic compounds in carrots. *Postharvest Biology and Technology*, 168, 111284. <https://doi.org/10.1016/j.postharvbio.2020.111284>
- Macías-Garbett, R., Sosa-Hernández, J. E., Iqbal, H. M., Contreras-Esquivel, J. C., Chen, W. N., Melchor-Martínez, E. M., & Parra-Saldivar, R. (2022). Combined pulsed electric field and microwave-assisted extraction as a green method for the recovery of antioxidant compounds with electroactive potential from coffee agro-waste. *Plants*, 11(18), 2362. <https://doi.org/10.3390/plants11182362>
- Makrygiannis, I., Athanasiadis, V., Bozinou, E., Chatzimitakos, T., Makris, D. P., & Lalas, S. I. (2023). Combined effects of deep eutectic solvents and pulsed electric field improve polyphenol-rich extracts from apricot kernel biomass. *Biomass*, 3(1), 66–77. <https://doi.org/10.3390/biomass3010005>
- Martínez, J. M., Dello, C., Álvarez, I., & Raso, J. (2020). Pulsed electric field-assisted extraction of valuable compounds from micro-organisms. *Comprehensive Reviews in Food Science and Food Safety*, 19(2), 530–552. <https://doi.org/10.1111/1541-4337.12512>
- Martínez, J. M., Abad, V., Quílez, J., Raso, J., Cebrián, G., & Álvarez-Lanzarote, I. (2023). Pulsed Electric Fields (PEF) applications in the inactivation of parasites in food. *Trends in Food Science & Technology*. <https://doi.org/10.1016/j.tifs.2023.06.030>
- Martín-García, B., Tylewicz, U., Verardo, V., Pasini, F., Gómez-Caravaca, A. M., Caboni, M. F., & Dalla Rosa, M. (2020). Pulsed electric field (PEF) as pre-treatment to improve the phenolic compounds recovery from brewers' spent grains. *Innovative Food Science & Emerging Technologies*, 64, 102402. <https://doi.org/10.1016/j.ifset.2020.102402>
- Masood, H., Diao, Y., Cullen, P. J., Lee, N. A., & Trujillo, F. J. (2018). A comparative study on the performance of three treatment chamber designs for radio frequency electric field processing. *Computers & Chemical Engineering*, 108, 206–216. <https://doi.org/10.1016/j.compchemeng.2017.09.009>
- Matys, A., Dadan, M., Witrowa-Rajchert, D., Parniakow, O., & Wiktor, A. (2022). Response surface methodology as a tool for optimization of pulsed electric field pretreatment and microwave-convective drying of apple. *Applied Sciences*, 12(7), 3392. <https://doi.org/10.3390/app12073392>
- Matys, A., Witrowa-Rajchert, D., Parniakow, O., & Wiktor, A. (2023). Assessment of the effect of air humidity and temperature on convective drying of apple with pulsed electric field pretreatment. *LWT*, 188, 115455. <https://doi.org/10.1016/j.lwt.2023.115455>
- Medina-Meza, I. G., & Barbosa-Cánovas, G. V. (2015). Assisted extraction of bioactive compounds from plum and grape peels by ultrasonics and pulsed electric fields. *Journal of Food Engineering*, 166, 268–275. <https://doi.org/10.1016/j.jfoodeng.2015.06.012>
- Medina-Meza, I. G., Boioli, P., & Barbosa-Cánovas, G. V. (2016). Assessment of the effects of ultrasonics and pulsed electric fields on nutritional and rheological properties of raspberry and blueberry purees. *Food and Bioprocess Technology*, 9, 520–531. <https://doi.org/10.1007/s11947-015-1642-5>
- Mikulic-Petkovsek, M., Koron, D., & Rusjan, D. (2020). The impact of food processing on the phenolic content in products made from junberry (*Amelanchier lamarckii*) fruits. *Journal of Food Science*, 85(2), 386–393. <https://doi.org/10.1111/1750-3841.15030>
- Moens, L. G., Van Wambeke, J., De Laet, E., Van Ceunebroeck, J. C., Goos, P., Van Loey, A. M., & Hendrickx, M. E. (2021). Effect of postharvest storage on potato (*Solanum tuberosum* L.) texture after pulsed electric field and thermal treatments. *Innovative Food Science & Emerging Technologies*, 74, 102826. <https://doi.org/10.1016/j.ifset.2021.102826>
- Mohammed, A. N., Chauhan, O. P., & Semwal, A. D. (2024). Emerging technologies for fruits and vegetables dehydration. *Food and Humanity*, 100303. <https://doi.org/10.1016/j.fooHum.2024.100303>
- Morales-De la Peña, M., Rábago-Panduro, L. M., Soliva-Fortuny, R., Martín-Belloso, O., & Welti-Chanes, J. (2021). Pulsed electric fields technology for healthy food products. *Food Engineering Reviews*, 1–15. <https://doi.org/10.1007/s12393-020-09277-2>
- More, P. R., Jambrak, A. R., & Arya, S. S. (2022). Green, environment-friendly and sustainable techniques for extraction of food bioactive compounds and waste valorization. *Trends in Food Science & Technology*, 128, 296–315. <https://doi.org/10.1016/j.tifs.2022.08.016>
- Murakonda, S., & Dwivedi, M. (2022). Combined use of pulse ultrasound-assisted extraction with atmospheric cold plasma: Extraction and characterization of bioactive compounds from wood apple shell (*Limonia acidissima*). *Biomass Conversion and Biorefinery*, 1–19. <https://doi.org/10.1007/s13399-022-03448-3>
- Nabi, B. G., Mukhtar, K., Ansar, S., Hassan, S. A., Hafeez, M. A., Bhat, Z. F., ... & Aadil, R. M. (2024). Application of ultrasound technology for the effective management of waste from fruit and vegetable. *Ultrasonics Sonochemistry*, 102, 106744. <https://doi.org/10.1016/j.ultsonch.2023.106744>
- Naliyadhara, N., Kumar, A., Girisa, S., Daimary, U. D., Hegde, M., & Kunnumakkara, A. B. (2022). Pulsed electric field (PEF): Avantgarde extraction escalation technology in food industry. *Trends in Food Science & Technology*, 122, 238–255. <https://doi.org/10.1016/j.tifs.2022.02.019>
- Nirmal, N. P., Khanashyam, A. C., Mundanat, A. S., Shah, K., Babu, K. S., Thorakkattu, P., ... & Pandiselvam, R. (2023). Valorization of fruit waste for bioactive compounds and their applications in the food industry. *Foods*, 12(3), 556. <https://doi.org/10.3390/foods12030556>
- Niu, D., Ren, E. F., Li, J., Zeng, X. A., & Li, S. L. (2021). Effects of pulsed electric field-assisted treatment on the extraction, antioxidant activity and structure of naringin. *Separation and Purification Technology*, 265, 118480. <https://doi.org/10.1016/j.seppur.2021.118480>
- Nowacka, M., Wiktor, A., Anuszevska, A., Dadan, M., Rybak, K., & Witrowa-Rajchert, D. (2019). The application of unconventional technologies as pulsed electric field, ultrasound and microwave-vacuum drying in the production of dried cranberry snacks. *Ultrasonics Sonochemistry*, 56, 1–13. <https://doi.org/10.1016/j.ultsonch.2019.03.023>
- Nowacka, M., Tappi, S., Wiktor, A., Rybak, K., Miszczykowska, A., Czyzewski, J., ... & Tylewicz, U. (2019). The impact of pulsed electric field on the extraction of bioactive compounds from beetroot. *Foods*, 8(7), 244. <https://doi.org/10.3390/foods8070244>
- Okuthe, G. (2024). Valorizing fruit and vegetable waste: The untapped potential for entrepreneurship in Sub-Saharan Africa—A systematic review. *Recycling*, 9(3), 40. <https://doi.org/10.3390/recycling9030040>
- Oliveira, G., Tylewicz, U., Dalla Rosa, M., Andlid, T., & Alminger, M. (2019). Effects of pulsed electric field-assisted osmotic dehydration and edible coating on the recovery of anthocyanins from in vitro digested berries. *Foods*, 8(10), 505.
- Ostermeier, R., Giersemehl, P., Siemer, C., Töpfl, S., & Jäger, H. (2018). Influence of pulsed electric field (PEF) pre-treatment

- on the convective drying kinetics of onions. *Journal of Food Engineering*, 237, 110–117. <https://doi.org/10.1016/j.jfoodeng.2018.05.010>
- Pallarés, N., Tolosa, J., Gavahian, M., Barba, F. J., Mousavi-Khaneghah, A., & Ferrer, E. (2020). The potential of pulsed electric fields to reduce pesticides and toxins. In *Pulsed electric fields to obtain healthier and sustainable food for tomorrow* (pp. 141–152). Academic Press. <https://doi.org/10.1016/B978-0-12-816402-0.00007-0>.
- Palumbo, M., Attolico, G., Capozzi, V., Cozzolino, R., Corvino, A., de Chiara, M. L. V., ... & Cefola, M. (2022). Emerging postharvest technologies to enhance the shelf-life of fruit and vegetables: An overview. *Foods*, 11(23), 3925. <https://doi.org/10.3390/foods11233925>
- Pappas, V. M., Lakka, A., Palaogiannis, D., Athanasiadis, V., Bozinou, E., Ntourtoglou, G., ... & Lalas, S. I. (2021). Optimization of pulsed electric field as standalone “green” extraction procedure for the recovery of high value-added compounds from fresh olive leaves. *Antioxidants*, 10(10), 1554. <https://doi.org/10.3390/antiox10101554>
- Parniakov, O., Bals, O., Lebovka, N., & Vorobiev, E. (2016). Pulsed electric field assisted vacuum freeze-drying of apple tissue. *Innovative Food Science & Emerging Technologies*, 35, 52–57. <https://doi.org/10.1016/j.ifset.2016.04.002>
- Parniakov, O., Barba, F. J., Grimi, N., Lebovka, N., & Vorobiev, E. (2016). Extraction assisted by pulsed electric energy as a potential tool for green and sustainable recovery of nutritionally valuable compounds from mango peels. *Food Chemistry*, 192, 842–848. <https://doi.org/10.1016/j.foodchem.2015.07.096>
- Pashazadeh, B., Elhamirad, A. H., Hajnajari, H., Sharayei, P., & Armin, M. (2020). Optimization of the pulsed electric field-assisted extraction of functional compounds from cinnamon. *Biocatalysis and Agricultural Biotechnology*, 23, 101461. <https://doi.org/10.1016/j.bcab.2019.101461>
- Pataro, G., Carullo, D., Siddique, M. A. B., Falcone, M., Donsi, F., & Ferrari, G. (2018). Improved extractability of carotenoids from tomato peels as side benefits of PEF treatment of tomato fruit for more energy-efficient steam-assisted peeling. *Journal of Food Engineering*, 233, 65–73. <https://doi.org/10.1016/j.jfoodeng.2018.03.029>
- Pataro, G., Carullo, D., Falcone, M., & Ferrari, G. (2020). Recovery of lycopene from industrially derived tomato processing by-products by pulsed electric fields-assisted extraction. *Innovative Food Science & Emerging Technologies*, 63, 102369. <https://doi.org/10.1016/j.ifset.2020.102369>
- Peiró, S., Luengo, E., Segovia, F., Raso, J., & Almajano, M. P. (2019). Improving polyphenol extraction from lemon residues by pulsed electric fields. *Waste and Biomass Valorization*, 10, 889–897. <https://doi.org/10.1007/s12649-017-0116-6>
- Pérez-Lamela, C., Franco, I., & Falqué, E. (2021). Impact of high-pressure processing on antioxidant activity during storage of fruits and fruit products: A review. *Molecules*, 26(17), 5265. <https://doi.org/10.3390/molecules26175265>
- Plazzotta, S., Ibarz, R., Manzocco, L., & Martín-Belloso, O. (2021). Modelling the recovery of biocompounds from peach waste assisted by pulsed electric fields or thermal treatment. *Journal of Food Engineering*, 290, 110196. <https://doi.org/10.1016/j.jfoodeng.2020.110196>
- Punthi, F., Yudhistira, B., Gavahian, M., Chang, C. K., Cheng, K. C., Hou, C. Y., & Hsieh, C. W. (2022). Pulsed electric field-assisted drying: A review of its underlying mechanisms, applications, and role in fresh produce plant-based food preservation. *Comprehensive Reviews in Food Science and Food Safety*, 21(6), 5109–5130. <https://doi.org/10.1111/1541-4337.13052>
- Qin, S., Zhang, Z., Han, J., Huang, S., & Meng, J. (2022). Indirect contact chamber with dielectric layers for pulsed electric field treatment of microorganisms. *Processes*, 10, 2432. <https://doi.org/10.3390/pr10112432>
- Radojčin, M., Pavkov, I., Bursać Kovačević, D., Putnik, P., Wiktor, A., Stamenković, Z., ... & Gere, A. (2021). Effect of selected drying methods and emerging drying intensification technologies on the quality of dried fruit: A review. *Processes*, 9(1), 132. <https://doi.org/10.3390/pr9010132>.
- Rahaman, A., Zeng, X. A., Kumari, A., Farooq, M. A., Siddeeg, A., & Manzoor, M. F. (2021). Combined effect of pulsed electric fields and ultrasound on mass energy transfer and diffusion coefficient of plum. *Heat and Mass Transfer*, 57, 1087–1095. <https://doi.org/10.1007/s00231-020-03004-7>
- Rahaman, A., Siddeeg, A., Manzoor, M. F., Zeng, X. A., Ali, S., Baloch, Z., ... & Wen, Q. H. (2019). Impact of pulsed electric field treatment on drying kinetics, mass transfer, colour parameters and microstructure of plum. *Journal of Food Science and Technology*, 56, 2670–2678. <https://doi.org/10.1007/s13197-019-03755-0>.
- Rahaman, A., Mishra, A. K., Kumari, A., Farooq, M. A., Alee, M., Khalifa, I., ... & Singh, N. (2024). Impact of pulsed electric fields on membrane disintegration, drying, and osmotic dehydration of foods. *Journal of Food Process Engineering*, 47(3), e14552. <https://doi.org/10.1111/jfpe.14552>.
- Rajha, H. N., Abi-Khattar, A. M., El Kantar, S., Boussetta, N., Lebovka, N., Maroun, R. G., ... & Vorobiev, E. (2019). Comparison of aqueous extraction efficiency and biological activities of polyphenols from pomegranate peels assisted by infrared, ultrasound, pulsed electric fields and high-voltage electrical discharges. *Innovative Food Science & Emerging Technologies*, 58, 102212. <https://doi.org/10.1016/j.ifset.2019.102212>
- Rajoriya, D., Bhavya, M. L., & Hebbar, H. U. (2021). Impact of process parameters on drying behaviour, mass transfer and quality profile of refractance window dried banana puree. *Lwt*, 145, 111330. <https://doi.org/10.1016/j.lwt.2021.111330>
- Ramaswamy, R., Krishnan, S. B., & Leong, S. S. J. (2024). Pulsed electric field technology for recovery of proteins from waste plant resources and deformed mushrooms: A review. *Processes*, 12(2), 342. <https://doi.org/10.3390/pr12020342>
- Rastorhiev, O., Matys, A., Wiktor, A., Rybak, K., Lammerskitten, A., Toepfl, S., ... & Parniakov, O. (2024). The impact of pulsed electric field treatment and shelf temperature on quality of freeze-dried pumpkin. *Applied Sciences*, 14(11), 4561. <https://doi.org/10.3390/app14114561>.
- Redondo, D., Venturini, M. E., Luengo, E., Raso, J., & Arias, E. (2018). Pulsed electric fields as a green technology for the extraction of bioactive compounds from thinned peach by-products. *Innovative Food Science & Emerging Technologies*, 45, 335–343. <https://doi.org/10.1016/j.ifset.2017.12.004>
- Ribas-Agustí, A., Martín-Belloso, O., Soliva-Fortuny, R., & Elez-Martínez, P. (2019). Enhancing hydroxycinnamic acids and flavan-3-ol contents by pulsed electric fields without affecting quality attributes of apple. *Food Research International*, 121, 433–440. <https://doi.org/10.1016/j.foodres.2018.11.057>
- Roselló-Soto, E., Barba, F. J., Parniakov, O., Galanakis, C. M., Lebovka, N., Grimi, N., & Vorobiev, E. (2015). High voltage electrical discharges, pulsed electric field, and ultrasound assisted extraction of protein and phenolic compounds from olive kernel. *Food and Bioprocess Technology*, 8, 885–894. <https://doi.org/10.1007/s11947-014-1456-x>
- Rrucaj, E., Carpentieri, S., Scognamiglio, M., Siano, F., Ferrari, G., & Pataro, G. (2024). Sustainable valorization of industrial cherry pomace: A novel cascade approach using pulsed electric fields and ultrasound assisted-extraction. *Foods*, 13(7), 1043. <https://doi.org/10.3390/foods13071043>
- Salehi, F. (2020). Physico-chemical properties of fruit and vegetable juices as affected by pulsed electric field: A review. *International*



- Journal of Food Properties*, 23(1), 1036–1050. <https://doi.org/10.1080/10942912.2020.1775250>
- Saletnik, B., Zagufa, G., Saletnik, A., Bajcar, M., Słysz, E., & Puchalski, C. (2022). Effect of magnetic and electrical fields on yield, shelf life and quality of fruits. *Applied Sciences*, 12(6), 3183. <https://doi.org/10.3390/app12063183>
- Segovia, F. J., Luengo, E., Corral-Pérez, J. J., Raso, J., & Almajano, M. P. (2015). Improvements in the aqueous extraction of polyphenols from borage (*Borago officinalis* L.) leaves by pulsed electric fields: Pulsed electric fields (PEF) applications. *Industrial Crops and Products*, 65, 390–396. <https://doi.org/10.1016/j.indcrop.2014.11.010>
- Shams, R., Manzoor, S., Shabir, I., Dar, A. H., Dash, K. K., Srivastava, S., ... & Khan, S. A. (2024). Pulsed electric field-induced modification of proteins: A comprehensive review. *Food and Bioprocess Technology*, 17(2), 351–383. <https://doi.org/10.1007/s11947-023-03117-x>
- Shiekh, K. A., Olatunde, O. O., Zhang, B., Huda, N., & Benjakul, S. (2021). Pulsed electric field assisted process for extraction of bioactive compounds from custard apple (*Annona squamosa*) leaves. *Food Chemistry*, 359, 129976. <https://doi.org/10.1016/j.foodchem.2021.129976>
- Shorstkii, I., Sosnin, M., Smetana, S., Toepfl, S., Parniakov, O., & Wiktor, A. (2022). Correlation of the cell disintegration index with Luikov's heat and mass transfer parameters for drying of pulsed electric field (PEF) pretreated plant materials. *Journal of Food Engineering*, 316(2021), 110822. <https://doi.org/10.1016/j.jfoodeng.2021.110822>
- Shorstkii, I., Stuehmeier-Niehe, C., Sosnin, M., Mounassar, E. H. A., Comiotto-Alles, M., Siemer, C., & Toepfl, S. (2023). Pulsed electric field treatment application to improve product yield and efficiency of bioactive compounds through extraction from peels in kiwifruit processing. *Journal of Food Processing and Preservation*, 2023(1), 8172255. <https://doi.org/10.1155/2023/8172255>
- Soliva-Fortuny, R., Vendrell-Pacheco, M., Martín-Belloso, O., & Elez-Martínez, P. (2017). Effect of pulsed electric fields on the antioxidant potential of apples stored at different temperatures. *Postharvest Biology and Technology*, 132, 195–201. <https://doi.org/10.1016/j.postharvbio.2017.03.015>
- Song, Q., Li, R., Song, X., Clausen, M. P., Orlén, V., & Giacalone, D. (2022). The effect of high-pressure processing on sensory quality and consumer acceptability of fruit juices and smoothies: A review. *Food Research International*, 157, 111250. <https://doi.org/10.1016/j.foodres.2022.111250>
- Souli, I., Chaira, N., Jemni, M., Tlahig, S., Ferchichi, A., & Lanoisellé, J. L. (2023). Optimization and intensification of bioactive components and antioxidant activity of extracts from date fruit (*Phoenix dactylifera* L.) using pulsed electric fields (PEF) technology and thermal processing. *Processes*, 11(3), 884. <https://doi.org/10.3390/pr11030884>
- Su, W., Wang, Q., Li, J., Qiu, Z., & Qiu, Y. (2024). Effects of pulsed electric field technology on the nutritional value and biological function of plant food. *Frontiers in Sustainable Food Systems*, 8, 1385533. <https://doi.org/10.3389/fsufs.2024.1385533>
- Surano, B., Leiva, G., Marshall, G., Maglietti, F., & Schebor, C. (2022). Pulsed electric fields using a multiple needle chamber to improve bioactive compounds extraction from unprocessed *Opuntia ficus-indica* fruits. *Journal of Food Engineering*, 317, 110864. <https://doi.org/10.1016/j.jfoodeng.2021.110864>
- Symes, A., Shavandi, A., & Bekhit, A. E. D. A. (2023). Effects of ionic liquids and pulsed electric fields on the extraction of antioxidants from green asparagus roots. *International Journal of Food Science & Technology*, 58(7), 3935–3945. <https://doi.org/10.1111/ijfs.15764>
- Taha, A., Casanova, F., Šimonis, P., Stankevič, V., Gomaa, M. A., & Stirké, A. (2022). Pulsed electric field: Fundamentals and effects on the structural and techno-functional properties of dairy and plant proteins. *Foods*, 11(11), 1556. <https://doi.org/10.3390/foods11111556>
- Tang, T., Zhang, M., Ju, R., Mujumdar, A. S., & Yu, D. (2023). Novel drying and pretreatment methods for control of pesticide residues in fruits and vegetables: A review. *Drying Technology*, 41(2), 151–171. <https://doi.org/10.1080/07373937.2022.2041029>
- Telfser, A., & Galindo, F. G. (2019). Effect of reversible permeabilization in combination with different drying methods on the structure and sensorial quality of dried basil (*Ocimum basilicum* L.) leaves. *LWT - Food Science and Technology*, 99(2018), 148–155. <https://doi.org/10.1016/j.lwt.2018.09.062>
- Thamkaew, G., & Galindo, F. G. (2020). Influence of pulsed and moderate electric field protocols on the reversible permeabilization and drying of Thai basil leaves. *Innovative Food Science & Emerging Technologies*, 64, 102430. <https://doi.org/10.1016/j.ifset.2020.102430>
- Theagarajan, R., Balendran, S. D., & Sethupathy, P. (2024). Pulsed electric fields as a green technology for the extraction of bioactive compounds. In *Bioactive extraction and application in food and nutraceutical industries* (pp. 201–222). New York, NY: Springer US. [https://doi.org/10.1007/978-1-0716-3601-5\\_9](https://doi.org/10.1007/978-1-0716-3601-5_9)
- Timmermans, R. A. H., Mastwijk, H. C., Berendsen, L. B. J. M., Nederhoff, A. L., Matser, A. M., Van Boekel, M. A. J. S., & Groot, M. N. (2019). Moderate intensity Pulsed Electric Fields (PEF) as alternative mild preservation technology for fruit juice. *International Journal of Food Microbiology*, 298, 63–73.
- Tk, R. G., Ps, S., & Radhakrishnan, M. (2022). Non-thermal technologies: Solution for hazardous pesticides reduction in fruits and vegetables. *Critical Reviews in Food Science and Nutrition*, 62(7), 1782–1799. <https://doi.org/10.1080/10408398.2020.1847029>
- Troise, A. D., Colantuono, A., & Fiore, A. (2020). Spray-dried olive mill wastewater reduces Maillard reaction in cookies model system. *Food Chemistry*, 323, 126793. <https://doi.org/10.1016/j.foodchem.2020.126793>
- Trusinska, M., Drudi, F., Rybak, K., Tylewicz, U., & Nowacka, M. (2023). Effect of the pulsed electric field treatment on physical, chemical and structural changes of vacuum impregnated apple tissue in aloe vera juices. *Foods*, 12(21), 3957. <https://doi.org/10.3390/foods12213957>
- Wang, Q., Li, Y., Sun, D. W., & Zhu, Z. (2018). Enhancing food processing by pulsed and high voltage electric fields: Principles and applications. *Critical Reviews in Food Science and Nutrition*, 58(13), 2285–2298. <https://doi.org/10.1080/10408398.2018.1434609>
- Wang, L., Boussetta, N., Lebovka, N., & Vorobiev, E. (2020). Cell disintegration of apple peels induced by pulsed electric field and efficiency of bio-compound extraction. *Food and Bioprocess Technology*, 122, 13–21. <https://doi.org/10.1016/j.fbp.2020.03.004>
- Wang, L., Huang, J., Li, Z., Liu, D., & Fan, J. (2023). A review of the polyphenols extraction from apple pomace: Novel technologies and techniques of cell disintegration. *Critical Reviews in Food Science and Nutrition*, 63(29), 9752–9765. <https://doi.org/10.1080/10408398.2022.2071203>
- Wang, W. D., Li, C., Bin, Z., Huang, Q., You, L. J., Chen, C., ... & Liu, R. H. (2020). Physicochemical properties and bioactivity of whey protein isolate-inulin conjugates obtained by Maillard reaction. *International Journal of Biological Macromolecules*, 150, 326–335. <https://doi.org/10.1016/j.ijbiomac.2020.02.086>
- Won, Y. C., Min, S. C., & Lee, D. U. (2015). Accelerated drying and improved color properties of red pepper by pretreatment of pulsed electric fields. *Drying Technology*, 33(8), 926–932. <https://doi.org/10.1080/07373937.2014.999371>

- Wu, X., Wang, C., & Guo, Y. (2020). Effects of the high-pulsed electric field pretreatment on the mechanical properties of fruits and vegetables. *Journal of Food Engineering*, 274, 109837. <https://doi.org/10.1016/j.jfoodeng.2019.109837>
- Xi, J., Li, Z., & Fan, Y. (2021). Recent advances in continuous extraction of bioactive ingredients from food-processing wastes by pulsed electric fields. *Critical Reviews in Food Science and Nutrition*, 61(10), 1738–1750. <https://doi.org/10.1080/10408398.2020.1765308>
- Xu, H., Macauley, N., Zhang, T., Zhong, S., Pupucevski, M., & Latimer, J. (2022). Perspectives of advanced electrolysis for green chemicals manufacturing. In *Electrochemical Society Meeting Abstracts* 242 (No. 49, pp. 1887–1887). The Electrochemical Society, Inc. <https://doi.org/10.1149/MA2022-02491887mtgabs>
- Xue, D., & Farid, M. M. (2015). Pulsed electric field extraction of valuable compounds from white button mushroom (*Agaricus bisporus*). *Innovative Food Science & Emerging Technologies*, 29, 178–186. <https://doi.org/10.1016/j.ifset.2015.03.012>
- Yamakage, K., Yamada, T., Takahashi, K., Takaki, K., Komuro, M., Sasaki, K., ... & Orikasa, T. (2021). Impact of pre-treatment with pulsed electric field on drying rate and changes in spinach quality during hot air drying. *Innovative Food Science & Emerging Technologies*, 68, 102615. <https://doi.org/10.1016/j.ifset.2021.102615>
- Yan, M., Yuan, B., Xie, Y., Cheng, S., Huang, H., Zhang, W., ... & Cao, C. (2020). Improvement of postharvest quality, enzymes activity and polyphenoloxidase structure of postharvest *Agaricus bisporus* in response to high voltage electric field. *Postharvest Biology and Technology*, 166, 111230. <https://doi.org/10.1016/j.postharvbio.2020.111230>
- Younis, M., Ahmed, I. A. M., Ahmed, K. A., Yehia, H. M., Abdelkarim, D. O., Fickak, A., ... & Elfeky, A. (2023). Pulsed electric field as a novel technology for fresh barhi date shelf-life extension: Process optimization using response surface methodology. *Horticulturae*, 9(2), 155. <https://doi.org/10.3390/horticulturae9020155>
- Yu, Y., Jin, T. Z., Fan, X., & Wu, J. (2018). Biochemical degradation and physical migration of polyphenolic compounds in osmotic dehydrated blueberries with pulsed electric field and thermal pretreatments. *Food Chemistry*, 239, 1219–1225. <https://doi.org/10.1016/j.foodchem.2017.07.071>
- Zárate-Carbajal, A., Lagarda-Clark, E. A., Mikhaylin, S., & Duarte-Sierra, A. (2024). Untargeted metabolomic analysis of strawberries exposed to pulsed electric fields and cold plasma before postharvest storage. *Future Foods*, 9, 100364. <https://doi.org/10.1016/j.fufo.2024.100364>
- Zargarchi, S., Hornbacher, J., Afifi, S. M., Saremnezhad, S., Günel-Köroğlu, D., Capanoglu, E., & Esatbeyoglu, T. (2024). Exploring the impact of cold plasma treatment on the antioxidant capacity, ascorbic acid, phenolic profile, and bioaccessibility of fruits and fruit juices. *Food Frontiers*. <https://doi.org/10.1002/fft2.372>
- Zhang, S., Sun, L., Ju, H., Bao, Z., Zeng, X. A., & Lin, S. (2021). Research advances and application of pulsed electric field on proteins and peptides in food. *Food Research International*, 139, 109914. <https://doi.org/10.1016/j.foodres.2020.109914>
- Zhang, A. A., Sutar, P. P., Bian, Q., Fang, X. M., Ni, J. B., & Xiao, H. W. (2022). Pesticide residue elimination for fruits and vegetables: The mechanisms, applications, and future trends of thermal and non-thermal technologies. *Journal of Future Foods*, 2(3), 223–240. <https://doi.org/10.1016/j.jfutfo.2022.06.004>
- Zhang, Z., Zhang, B., Yang, R., & Zhao, W. (2022). Recent developments in the preservation of raw fresh food by pulsed electric field. *Food Reviews International*, 38(sup1), 247–265. <https://doi.org/10.1080/87559129.2020.1860083>
- Zhang, C., Lyu, X., Arshad, R. N., Aadil, R. M., Tong, Y., Zhao, W., & Yang, R. (2023). Pulsed electric field as a promising technology for solid foods processing: A review. *Food Chemistry*, 403, 134367. <https://doi.org/10.1016/j.foodchem.2022.134367>
- Zhang, C., Lyu, X., Arshad, R. N., Aadil, R. M., Tong, Y., Zhao, W., & Yang, R. (2023). Pulsed electric field as a promising technology for solid foods processing: A review. *Food Chemistry*, 403, 134367.
- Zhang, R., Li, X., Wang, Z., Chen, Z., & Du, G. (2018). Prediction of the electric discharge occurrence under repetitive bipolar rectangular pulsed electric field < 20 kV/cm. *Applied Physics Letters*, 113(6). <https://doi.org/10.1063/1.5043135>
- Zheng, Z., Jin, Y., Zhang, L., Xu, X., & Yang, N. (2024). Inactivation of microorganisms in foods by electric field processing: A review. *Journal of Agriculture and Food Research*, 101109. <https://doi.org/10.1016/j.jafr.2024.101109>

**Publisher's Note** Springer Nature remains neutral with regard to jurisdictional claims in published maps and institutional affiliations.