

Representation of British footballers in the press: private versus public performance

CANTER, Lily <<http://orcid.org/0000-0001-5708-2420>> and DOT GRAU, Maria

Available from Sheffield Hallam University Research Archive (SHURA) at:
<http://shura.shu.ac.uk/25196/>

This document is the author deposited version. You are advised to consult the publisher's version if you wish to cite from it.

Published version

CANTER, Lily and DOT GRAU, Maria (2019). Representation of British footballers in the press: private versus public performance. *Journalism Education : The Journal of the Association of Journalism Education*, 8 (1).

Copyright and re-use policy

See <http://shura.shu.ac.uk/information.html>

Representation of British footballers

Maria Dot Grau and Lily Canter

FIGURES

Figure 1

	Section of the newspaper			Type of story			Representation of story			Total stories
	Front Page	News Section	Sports Section	Personal life	Sporting Life	Other	Positive	Negative	Neutral	
The Guardian	0	1	40	3	27	11	17	4	20	41
%	0%	2%	98%	7%	66%	27%	41%	10%	49%	100%
The Telegraph	0	0	61	2	44	15	16	9	36	61
%	0%	0%	100%	2%	72%	25%	26%	15%	59%	100%
The Sun	2	16	161	17	129	33	56	32	91	179
%	1%	9%	90%	10%	72%	18%	31%	18%	51%	100%
The Daily Mail	0	4	68	10	47	15	17	16	39	72
%	0%	6%	94%	14%	65%	21%	24%	22%	54%	100%
Total stories	2	21	330	32	247	74	106	61	186	353

Figure 1: All statistics pertaining to the coding sheet – with raw data converted into percentages underneath

Figure 2

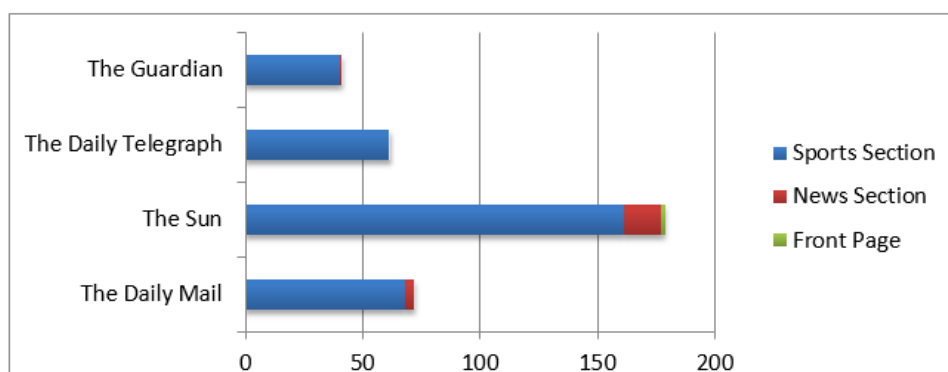


Figure 2: Number of news stories and what section of the newspaper they were located in.

Figure 3

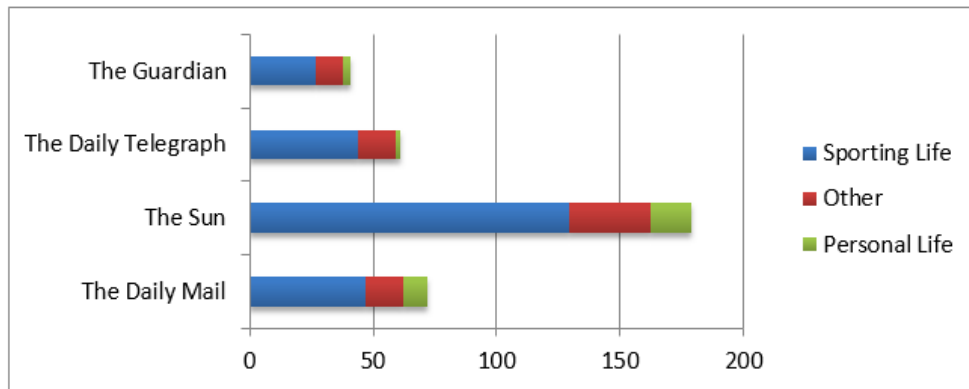


Figure 3: Number of stories and content type.

Figure 4

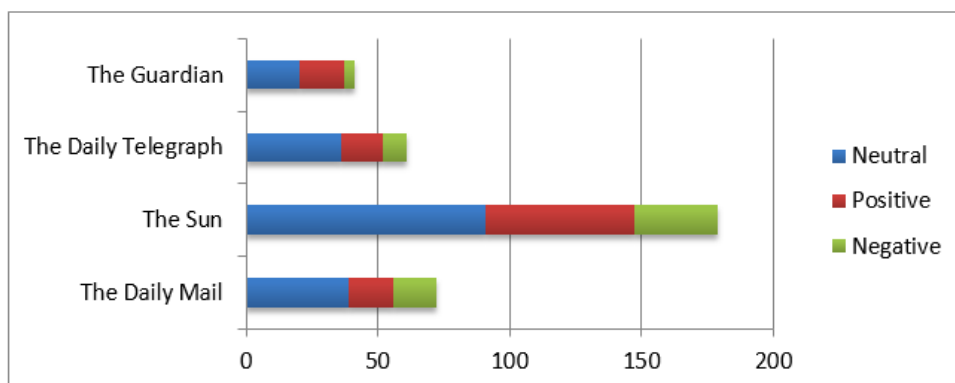


Figure 4: Number of stories and sentiment.

Figure 5

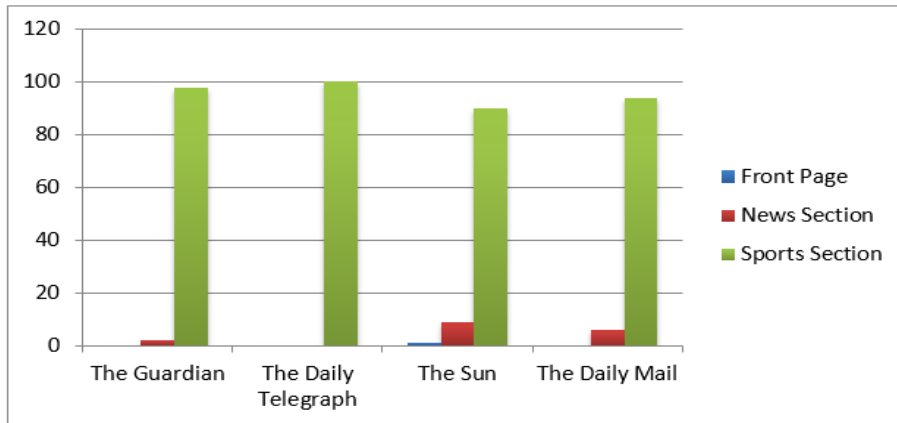


Figure 5: Percentage of news stories and what section of the newspaper they were located in.

Figure 6

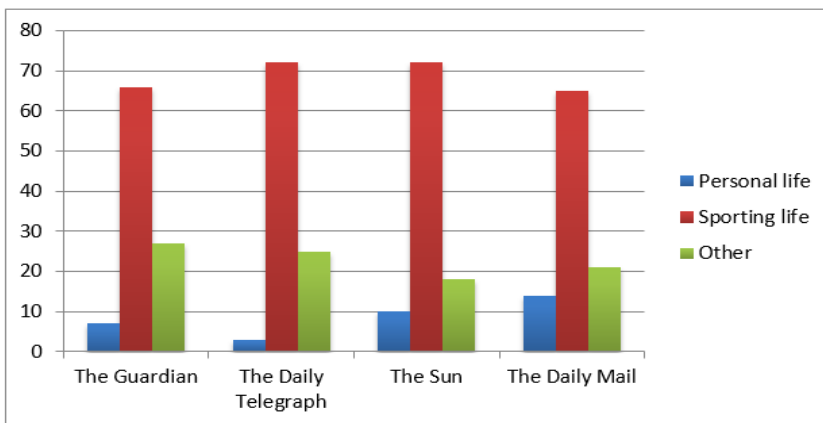


Figure 6: Percentage of news stories and content type.

Figure 7

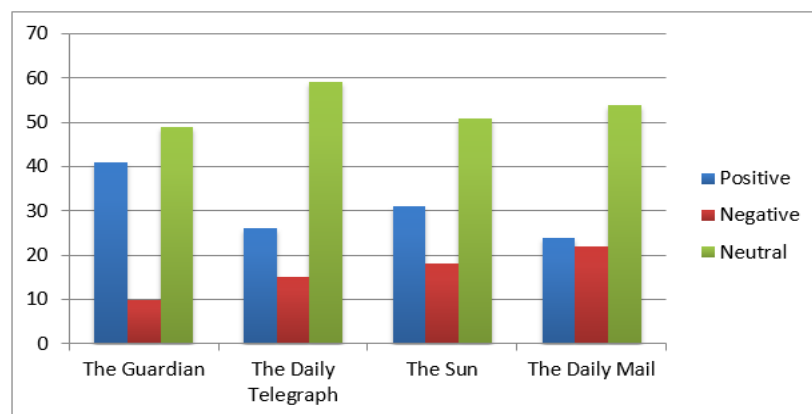


Figure 7: Percentage of news stories and sentiment.