

## **Energy Peer-to-Peer Trading in Virtual Microgrids in Smart Grids: A Game-Theoretic Approach**

ANOH, Kelvin, MAHARJAN, Sabita, IKPEHAI, Augustine, ZHANG, Yan and ADEBISI, Bamidele

Available from Sheffield Hallam University Research Archive (SHURA) at:

<http://shura.shu.ac.uk/25063/>

---

This document is the author deposited version. You are advised to consult the publisher's version if you wish to cite from it.

### **Published version**

ANOH, Kelvin, MAHARJAN, Sabita, IKPEHAI, Augustine, ZHANG, Yan and ADEBISI, Bamidele (2019). Energy Peer-to-Peer Trading in Virtual Microgrids in Smart Grids: A Game-Theoretic Approach. IEEE Transactions on Smart Grid, p. 1.

---

### **Copyright and re-use policy**

See <http://shura.shu.ac.uk/information.html>

# Energy Peer-to-Peer Trading in Virtual Microgrids in Smart Grids: A Game-Theoretic Approach

Kelvin Anoh, (*Member IEEE*), Sabita Maharjan, (*Member IEEE*), Augustine Ikpehai, (*Member IEEE*), Yan Zhang, (*Senior Member IEEE*), Bamidele Adebisi, (*Senior Member IEEE*)

**Abstract**—Non-commodity costs, such as network maintenance, emission and transmission charges are major parts of energy bills. As distributed energy generation continues to penetrate into smart grids, enabling energy trading close to producers can minimize such costs. To achieve this, prosumers can be logically grouped into virtual microgrids (VMGs) using communication systems. In order to optimise prosumer benefits, we model the energy trading interactions among producers and consumers in a VMG as a Stackelberg game. Wherein the producers are the leaders and consumers are the followers, the study considers renewable (RES) and non-renewable energy (nRES) resources. As RES are unpredictable and thus unschedulable, we also describe cost and utility models considering load uncertainty demands. The results show that under Stackelberg equilibrium (SE), the costs incurred by a consumer for procuring either the RES or nRES are significantly reduced while the derived utility by producer is maximized. We further show that when the number of prosumers in the VMG increases, the CO<sub>2</sub> emission cost and consequently the energy cost are minimized at the SE. Lastly, we evaluate the peer-to-peer (P2P) energy trading scenario involving noncooperative energy prosumers with and without social welfare. The results show that the P2P energy prosumers attain higher benefits with social welfare.

**Index Terms**—CO<sub>2</sub> emission, communication, energy trading, non-cooperative game, non-renewable energy, peer-to-peer, Stackelberg game, virtual microgrid.

## NOMENCLATURE

$\alpha_i$  second order greenhouse penalty constant for  $i$   
 $\beta_i$  first order greenhouse penalty constant for  $i$   
 $\epsilon_{ii}$  uncertainty load demand quantity of  $i$   
 $\gamma_i$  constant keeping  $\ln(\cdot)$  from tending to  $-\infty$   
 $\lambda_i$  Lagrangian multiplier associated with prosumer  $i$   
 $\mathcal{A}$  set of all producers  
 $\mathcal{B}$  set of all consumers  
 $\mathcal{D}$  dual decomposition variable  
 $\mathcal{E}_j^{min}$  minimum amount of energy required by  $j$   
 $\mathcal{G}$  energy trading graph  
 $\mathcal{L}(\cdot)$  Lagrangian of  $(\cdot)$   
 $\mathcal{N}$  set of indices of producers  $i$   
 $\mathcal{P}_j^{(g)}$  grid energy price sold to prosumer  $j$   
 $\mathcal{P}_t^{(g)}$  unit of energy transfer price by the grid

$\mathcal{S}$  optimal value of  $\mathcal{W}$   
 $\mathcal{T}$  trading period  
 $\mathcal{V}$  utility derived as producer objective  
 $\mathcal{W}$  social welfare  
 $\mathcal{Z}_i$  energy cost objective of consumer  
 $\mu^i$  step size  
 $\nabla f(x)$  subgradient of  $f(x)$   
 $C_E^i$  total cost of excess energy sold by producer  $i$   
 $E_i^{(c)}$  energy consumed by prosumer  $i$   
 $E_i^{(g)}$  energy generated by producer  $i$   
 $E_i^{min}$  energy consumed by  $i$ 's non-flexible load  
 $e_{ii}$  energy generated and consumed locally by  $i$   
 $E_{ij}$  energy sold by prosumer  $i$  to  $j$   
 $E_{ji}$  energy sold by prosumer  $j$  to  $i$   
 $f(x)$  function of  $x$   
 $k_{ij}$  willingness of  $i$  to sell to  $j$   
 $N$  Total number of prosumers  
 $n_i$  set of indices of customers of producer  $i$   
 $P_{ji}^{(b)}$  energy price paid by prosumer  $j$  to  $i$   
 $P_{t,ji}^{(v)}$  energy transmission price paid by prosumer  $j$  to  $i$   
 $P^g$  grid price  
 $P_i^s$  selling price of prosumer  $i$   
 $P_{t,i}^v$   $i$ 's excess energy transmission price by  $i$   
 $P_{g,i}$  price of energy generated by prosumer  $i$   
 $P_{t,i}$  price of generated energy transferred by prosumer  $i$   
 $q_i$  total energy generated and bought  
 $U_i$  total utility of prosumer  $i$   
 $\Gamma$  Stackelberg game  
 $\mathbb{E}$  set of energy trading graph edges  
 $\mathbb{P}$  set of energy trading nodes (or peers)  
 $\partial(z)$  partial derivative of  $z$   
 $E_{ij}^{(b)}$  excess energy units producer  $i$  sold to  $j$   
 subscript  $ij$  denotes the flow of commodity from  $i$  to  $j$   
 subscript  $ji$  denotes the flow of price (cost) paid by  $j$  to  $i$

## I. INTRODUCTION

In the UK, non-commodity charges account for 55-65% of energy bills [1] and network charges alone account for about 25% of that figure [2]. Peer-to-peer (P2P) energy trading offers a unique approach to produce and sell energy at the edge of the network and can help in reducing such charges. When these prosumers are coordinated using communication systems [3], [4], significant power network values could be achieved including reduced pollution and, increased energy network efficiency and security [5].

Reliable communication systems play vital roles in smart grids [3], [6]. For example, communication infrastructure can be leveraged to regroup prosumers into logical clusters called virtual microgrids (VMGs) in order to improve performance and aid network management cost reduction [3], [4], [7].

This work was supported, in part, by the Peer-to-Peer Energy Trading and Sharing - 3M (Multi-times, Multi-scales, Multi-qualities) project funded by EPSRC (EP/N03466X/1) and in part, by "Triangulum" project (part of H2020 Smart Cities and Communities programme) funded by the European Commission under Grant 646578-Triangulum-H2020-2014-2015/H2020-SCC-2014.

K. Anoh is with the School of Engineering, University of Bolton, Greater Manchester, BL3 5AB, United Kingdom. (Email: k.anoh@bolton.ac.uk).

B. Adebisi, is with the School of Engineering, Manchester Metropolitan University, Manchester, M1 5GD, UK. (Email: b.adebisi@mmu.ac.uk).

S. Maharjan and Y. Zhang are with the Department of Informatics, University of Oslo, Norway, and also with the Simula Research Laboratory, Norway. (Email: sabita@simula.no, yanzhang@ieee.org).

A. Ikpehai is with the Dept. of Engineering & Maths, Sheffield Hallam University, Sheffield S1 1WB, UK. (Email: a.ikpehai@shu.ac.uk).

When realised, optimal grouping can improve efficiency of the energy network by allowing the prosumers to trade locally, thereby reducing the non-commodity charges.

The interactions of uncoordinated P2P energy prosumers in a large area can be both varied and complicated. Thus, optimal trading strategies, such as game theory, are needed to optimize resources and costs to enhance prosumer benefits [6], [8], [9].

In this study, we explore the art of optimising energy trading cost using game theory in VMGs. The main contributions are:

- a clustering scheme for heterogeneous prosumers seeking to trade energy within their locality. The model not only supports existing communication systems but also fits well with emerging 5G and edge computing technologies.
- a game theoretical framework to model the interactions between producers and consumers in a VMG for prosumers equipped with renewable energy resources. We also formulate a Stackelberg game with producers as leaders and consumers as followers, and optimize both the cost for consumers and the utility for producers. We prove that a unique Stackelberg equilibrium (SE) exists.
- given that power generation from renewable energy resources (RES) are not predictable and thus unschedulable, we formulate the energy trading cost and utility models in terms of load demand uncertainty for VMG energy trading system equipped with RES only and that are also grid-connected.
- Lastly, we solve the social welfare problem under P2P energy trading scenario for non-cooperative energy prosumers. The result shows reduced energy trading costs for the consumer and enhanced utility for the producer compared to the SE with the added advantage of reduced emission for increasing number of prosumers.

The remaining part of this paper is organized as follows: In Section II, we provide literature review and describe the system model in Section III. We formulate the problem in Section IV. In Section V, we evaluate the social benefits of non-cooperative energy trading while we present our main results in Section VI. Section VII concludes the paper.

## II. RELATED WORK

P2P energy trading scheme has recently gained traction with diverse motivations [3], [4], [6], [7], [10]–[14]. The motivations include modelling the psychological behaviour of the traders, the problems of feed-in tariff (FiT), the imposition of energy dispatch limits on distributed energy generators (DEG) by some local governments [13], [15] and incentives [16], [17]. These plethora of research literature that use P2P algorithm in the energy sector can be generally grouped into three areas [13], [18]; electric vehicles [19], microgrid [3], [20] and distribution network [21]. This study focuses on the microgrid area. It uses the evolving IoT and edge computing technologies [22], [23] to form VMGs to manage DEGs.

The idea is inspired by the microgeneration of energy at the edge of the distribution network [24], as renewable energy generation is now prevalent in residential and commercial buildings, and the pervasive nature of wireless communication technologies. Without altering the physical topology of power

network, VMG scheme allows logical grouping of prosumers using communication systems as the key enabler [3], [4] as shown in Fig. 1. Coordinating prosumers locally in VMGs could provide significant advantages to power systems, such as increasing network efficiency and security, reducing pollution and alleviating the burden of investing in upstream energy generation and transmission [5]. In terms of communication networks, the costs of traversing a wide (or metropolitan) area network to complete energy transactions is overcome.

We approach the study of interactions among the prosumers as a noncooperative game. In the game, players make decisions independently [25] with the leader (e.g. seller) making the first move. The players in VMGs are managed using communication systems. Unlike [26] that considered the interactions between microgrid operators (or aggregators [27]) and prosumers of a homogeneous energy trading system as a noncooperative game, we consider the case heterogeneous energy prosumers since they cannot be practicably isolated.

Noncooperative game theoretic approaches including the Nash game, Stackelberg game and others to study energy trading is widely reported [9], [15], [25]–[30]. Some of these studies involve where the utility companies attempt to maximize their revenue while the consumers are interested in maximizing their own pay-offs [28]. Nash game has also been applied to study energy trading in DSM, where there is one utility company and multiple consumers [9]. In [30], the authors derived a Nash equilibrium (NE) to maximize utility for geographically distributed energy storage units and unfairness between high and low capacity consumers at NE [27]. Apart from Nash game, Stackelberg game has been used to maximize seller utility and to minimize user costs [29]. NE is a specific solution for noncooperative games where each player in the game can not get a higher payoff by deviating unilaterally. Noncooperative game equilibrium is a more general concept that includes NE but extends to include other equilibrium concepts as well such as SE.

The authors in [20] studied P2P energy trading to balance local generation and demand for grid-connected renewable energy generators. In [31], Stackelberg game was applied to optimize energy trading among multiple prosumers and multiple consumers. The study in [3] examined distributed energy trading involving multiple prosumers and multiple generators for multiple VMGs. These consumers may range from local energy generators from renewable sources such as wind, solar or geothermal, to residential units, commercial units, industry and cooperative sellers. Each VMG could involve a VPP for prosumers with storage facilities.

## III. SYSTEM MODEL

Consider reducing the cost incurred by the energy consumer and maximizing utility for the producer. A prosumer can act as an energy generator or consumer at different trading intervals. Since there are multiple producers and consumers involved, attaining optimal pricing as well as utility for the consumers and producers respectively, can be complicated. We introduce a game theory-based approach to optimize energy trading costs in a single VMG. This important area has not been reported

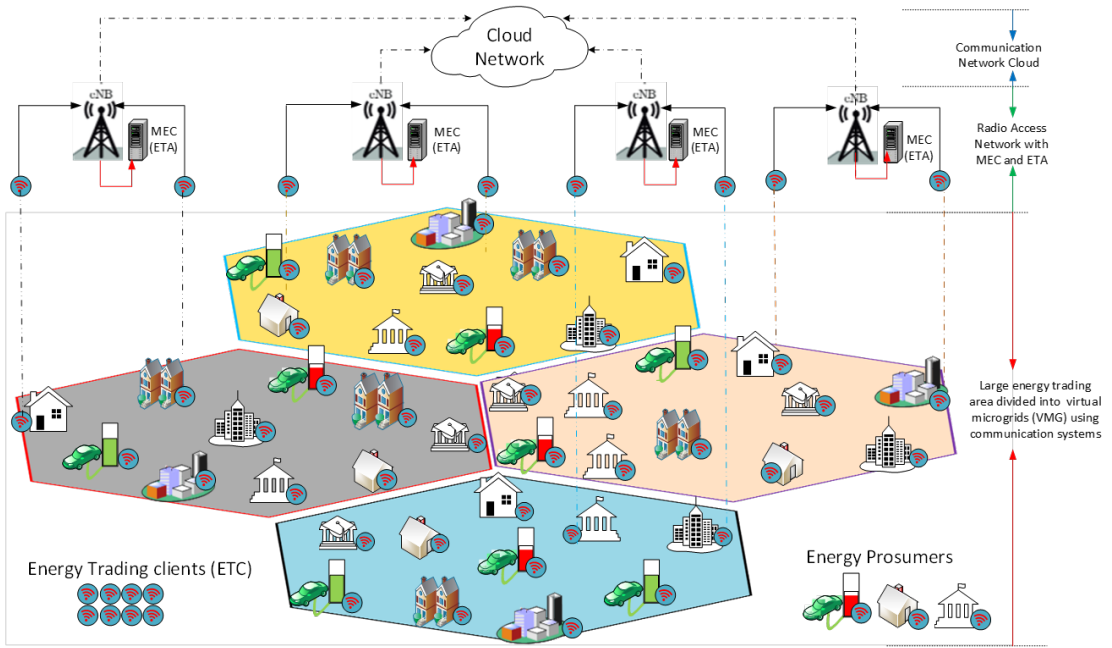


Figure 1: Energy prosumers formed into virtual clusters; each virtual cluster shows  $N$ -prosumers that connect to RAN via an ETA. Note that the prosumers are heterogeneous in terms of energy resources and generation capacity.

in other studies investigating VMG such as [3], [4], [32], [33].

#### A. Background

Communication systems play a crucial role informing VMG as shown in Fig. 1. The computational agents can reside in local edge computing systems or in a cloud [22], [23]. Assuming a wireless communication systems, the radio access network (RAN) is equipped with eNode-B (eNB) and MEC facilities; e.g. the emerging 5G standard [34], [35]. The RAN is connected to the network cloud and enables prosumers to identify local energy trading neighbours in its VMG. In this case, the prosumers connect to the MEC via the eNB in a machine-type communication (MTC) fashion. The software configured on the MEC which achieves the transactional service together with the external communication hardware will be referred to as energy trading agent (ETA).

In terms of communication network, VMG relieves data transfer over the core network and encourages information processing within the edge communication infrastructure using the evolving MEC. In terms of power network, it encourages local energy trading as prosumers can find buyers and sellers within its neighbourhood. In terms of the environment, energy loss due to long distance transmission will be reduced and thus CO<sub>2</sub> emission will be cut down.

In this study, the ETA coordinates the transaction messaging services between producers and consumers. Examples of communication infrastructure that may implement the ETA include NB-IoT, LoRaWAN, Wi-Fi, WIMAX, or LTE-MTC [36], [37]. The prosumers have finite energy generation capacity and also need to act as energy consumers at times. This phenomenon makes the peers interdependent. The energy prosumers are also equipped with communication (hardware) and application (software) with which they exchange energy trading messages with other prosumers over the ETA. The

combined hardware and software infrastructure are referred to as energy trading client (ETC). We assume that the ETC is able to connect wirelessly to the ETA via the eNB. Except for the recent study [22] on the cost uncertainties due to communication systems in a single VMG, no other study has investigated the problem of optimising energy trading costs and utility for prosumers in a given VMG. This problem is addressed in this study, by first considering the energy trading interactions among prosumers as a game.

#### B. System Design

Consider energy P2P trading in a single VMG as shown in the Fig. 1, wherein there are  $\{\mathcal{A} = \{A_i : \forall i \in \mathcal{N}\}\}$  producers and  $\{\mathcal{B} = \{B_j : \forall j \in n_i\}\}$  consumers;  $n_i \subseteq \mathcal{N}$  is a set of indices of consumers that buy energy from producer  $i$ ,  $\mathcal{N} = \{1, 2, \dots, N\}$  and  $N$  is the number of prosumers. Both  $A_i$  and  $B_j$  are physically connected in a power distribution network, and are also allowed to trade energy. The peer connectivity may be denoted using an energy trading graph  $\mathcal{G} = (\mathbb{P}, \mathbb{E})$  with set of edges  $\mathbb{E} \subset \mathbb{P} \times \mathbb{P}$  and  $\mathbb{P} = \{P_1, \dots, P_N\}$  is a set of peers. Prosumers can act (and are referred to) as consumers when they need to buy energy. In the model,  $A_i$  sets up its own energy price and the consumer has the liberty to choose who to purchase energy from. Typically, the energy price defined by  $A_i$  is cheaper than the grid-price at the prevailing transaction interval. Thus, the price set by  $A_i$  depends on the prices set by other  $A_i$ 's and the grid. This type of coupling between prosumers' trading strategies necessitates the use of game theory to model the interaction between the producers and consumers. Specifically, we adopt a multi-leader multi-follower Stackelberg game.

Given the prices set by  $\{A_i : \forall i \in \mathcal{N}\}$ ,  $\{B_j : \forall j \in n_i\}$  chooses its own energy price  $\{P_{ji}^{(b)} \in P_i^s : \forall i \in \mathcal{N}, j \in n_i\}$  and  $\{P_{ji}^{(b)} \leq P_i^s : \forall i \in \mathcal{N}, j \in n_i\}$ , where  $P_{ji}^{(b)}$  is the price



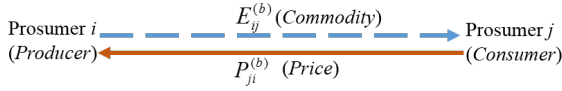


Figure 2: Energy and price flow (transmissions) during P2P energy trading (from prosumer  $i$  to  $j$  and vice versa).

which the consumer can afford to buy from producer  $i$  and  $P_i^s$  is the selling price of the producer. Also, we note that  $\{P_{ji}^{(b)} \in (P_i^s \cup P^g) : \forall i \in \mathcal{N}, j \in n_i\}$  which implies that the price paid by consumer  $j$  is drawn from either  $P_i^s$  or  $P^g$ , where  $P^g$  is the price set by the grid. Based on  $P_{ji}^{(b)}$  set by  $\mathcal{B}_j$ ,  $\mathcal{A}_i$  unveils the quantity of energy ( $E_i^{(g)} - e_{ii}$ ) that it is willing to sell after satisfying its non-flexible load  $E_i^{min}$ ;  $E_i^{(g)}$  is the amount of energy generated by producer  $i$  and  $\{e_{ii} : \forall i \in \mathcal{N}\}$  is the amount of energy that the producer chooses to consume. The energy and price flows are illustrated in Fig. 2. It shows that when the producer and consumer agree to trade, the energy ( $E_{ij}^{(b)}$ ) is sent from producer  $i$  to consumer  $j$  and the money ( $P_{ji}^{(b)}$ ) flows from consumer  $j$  to producer  $i$ . The Stackelberg game is characterised by *i*) sequential actions in which the leader makes the first move, followed by optimal reaction from the followers *ii*) information asymmetry such that the amount of energy on offer is not revealed until the price is mutually agreed. In our model the producer is the leader and the consumer is the follower; these positions can be taken by any prosumer depending on its circumstance at a given trading period. We consider a game where P2P energy prosumers compete to satisfy their own goal. In this scenario, the producer evaluates its non-flexible load requirement and estimates any excess amount of energy for trading depending on the pricing information that it receives from the consumer. The consumer then considers the grid price to determine its own bid for the excess energy from other prosumers within the ETA service area.

Denote  $n_i := \{j : (P_i, P_j) \in \mathbb{E}\}$  to be all the set of peers that can sell energy to  $P_i$  (i.e. ingoing-neighbours) and  $n_i^- := \{j : (P_i, P_j) \in \mathbb{E}\}$  to be the set of all peers that can buy energy from  $P_i$  (i.e. outgoing-neighbours). The energy trading model described in [3] involves outgoing energy  $E_{ij} \geq 0$  to prosumer  $i$  and incoming energy  $E_{ji} \geq 0$  to prosumer  $i$ . Let the energy consumed by  $i$  be  $E_i^{(c)}$ , then from [3]

$$E_i^{(g)} + \sum_{j \in n_i} E_{ji} = E_i^{(c)} + \sum_{j \in n_i^-} E_{ij} \quad \forall i \in \mathcal{N}, \quad (1)$$

where  $n_i \subseteq \mathcal{N}$  is the set of neighbours of prosumer  $i$ . The expression in (1) denotes the well-known energy balance model which indicates that the total energy generated must be equivalent to the total energy consumed. In terms of energy generated, we can rewrite (1) as

$$E_i^{(g)} = E_i^{(c)} + \sum_{j \in n_i} (E_{ji} - E_{ij}), \forall i \in \mathcal{N}. \quad (2)$$

By letting the price of every unit of energy (kWh) generated by prosumer  $i$  be linear multiple of the quantity, then

$$C_T = \sum_{i \in \mathcal{N}} E_i^{(g)} P_{g,i} + \sum_{i \in \mathcal{N}} E_i^{(g)} P_{t,i} \quad (3)$$

where  $P_{g,i}$  represents the price of energy generated and  $P_{t,i}$  represents the price of energy transferred by prosumer  $i$ . Note that if a given quantity of energy is generated locally and consumed locally, then  $P_{t,i} = 0$ . The model in (3) represents the cost of energy locally generated and that bought externally from another prosumer. Our interest is in a single VMG and since each prosumer is selfish and concerned with optimizing own energy production cost, the optimal energy cost of generating  $E_i^{(g)}$  units of energy can be expressed as

$$C_T^* = \min_{\{P_{g,i}, P_{t,i}\}} \sum_{i \in \mathcal{N}} E_i^{(g)} P_{g,i} + \sum_{i \in \mathcal{N}} E_i^{(g)} P_{t,i}. \quad (4)$$

If prosumer  $i$  always buys energy, then one of the ways of minimizing its generation cost is by minimizing the energy trading cost, e.g. by generating, trading locally or choosing cheapest seller. Given a microgrid with many prosumers to buy the energy from, the consumer can achieve its goal of minimizing the cost for  $E_{ij}$  units of energy by choosing the cheapest price offer among the  $n_i \subseteq \mathcal{N}$  prosumers present in the trading area. On the other hand, prosumer  $j$  is interested in maximizing the utility it derives from consuming only  $e_{ii}$ . The interdependence of consumer and producer coupled with the complex exchange of trading information (i.e. quantity and price) can be modelled as a Stackelberg game. In the game, the consumer pursues minimizing energy trading cost while the producer (seller) seeks to maximize the benefit it derives from consuming  $e_{ii}$  only out of  $E_i^{(g)}$  that it produces.

#### IV. PROBLEM FORMULATION

In this section, we formulate energy trading cost models for prosumers equipped with renewable (RES) and non-renewable energy resources (nRES).

##### A. Energy Cost Models (Buyer)

There are three components of total energy cost model [3]. These include the cost of energy generated and consumed locally and the cost of all the energy bought from other prosumers, which can be represented as  $E_{ij}^{(b)} P_{ji}^{(b)}$ , where  $E_{ij}^{(b)}$  is the quantity of energy that prosumer  $j$  buys from other prosumers  $i$ . Lastly,  $E_{ij}^{(b)} P_{t,ji}^{(v)}$  is the energy transmission cost, where  $P_{t,ji}^{(v)}$  is the energy transmission price paid by consumer  $j$  to producer  $i$  per kWh for  $E_{ij}^{(b)}$  units of energy bought over a unit distance. In addition to these, we account for the emission cost  $I_{ji}(q_{ij}), \forall i \in \mathcal{N}, j \in n_i$ . Hence, by combining  $I_{ji}(q_{ij}), E_{ij}^{(b)} P_{ji}^{(b)}$  and  $E_{ij}^{(b)} P_{t,ji}^{(v)}$ , the total cost can be expressed as

$$C_E^i = \sum_{j \in n_i} I_{ji}(q_{ij}) + \sum_{j \in n_i} E_{ij}^{(b)} P_{ji}^{(b)} + \sum_{j \in n_i} E_{ij}^{(b)} P_{t,ji}^{(v)} + \sum_{j \in n_i} (\mathcal{E}_j^{min} - E_{ij}^{(b)}) \mathcal{P}_j^{(g)} + \sum_{j \in n_i} (\mathcal{E}_j^{min} - E_{ij}^{(b)}) \mathcal{P}_t^{(g)} \quad (5)$$

where  $\mathcal{E}_j^{min}$  is the minimum energy requirement of the consumer  $j$ ,  $\mathcal{P}_t^{(g)}$  is the unit transfer price of the grid per unit distance. Note, (5) suggests that consumer  $j$  can purchase  $(\mathcal{E}_j^{min} - E_{ij}^{(b)})$  to satisfy its minimum load from grid when its peers do not have surplus energy or  $P_{ji}^{(b)} \geq \mathcal{P}_j^{(g)}$ ; assuming

$P_{t,ji}^{(v)} \approx P_t^{(g)}$ . We make clear distinction on the energy sources to facilitate the carbon target being pursued around the globe. We define the emission cost as [38]

$$I_{ji}(q_{ij}) = \alpha_{ji}^2 q_{ij} + \beta_{ji} q_{ij}, \quad \forall i \in \mathcal{N}, j \in n_i \quad (6)$$

where  $\alpha_{ji}$  and  $\beta_{ji}$  are emission penalty variables and  $q_{ij}$  is the total amount of energy generated and bought. Note that as energy flows from prosumer  $i$  to  $j$  and cost (price i.e. money) from prosumer  $j$  to  $i$ , we have denoted the variables as  $q_{ij}$  and  $\alpha_{ij}$ , respectively. In that case, substituting (6) into (5) the total energy cost for the consumer takes the form

$$C_E^i = \sum_{j \in n_i} \alpha_{ji}^2 q_{ij} + \sum_{j \in n_i} \beta_{ji} q_{ij} + \sum_{j \in n_i} E_{ij}^{(b)} P_{ji}^{(b)} + \sum_{j \in n_i} E_{ij}^{(b)} P_{t,ji}^{(v)} \epsilon_{ii}. \quad (7)$$

For RES producer,  $\alpha_{ji} = 0$ ,  $\beta_{ji} = 0$ , thus  $I_{ji}(q_{ij}) = 0$ . If the producer generates energy from nRES, then both  $\alpha_{ji} > 0$  and  $\beta_{ji} > 0$ . Sample realistic energy cost models follow two-step conservation rate or quadratic cost function [39]. At each trading period, the consumer minimizes the energy trading cost for buying  $E_{ij}^{(b)}$  units of energy over a unit distance at a transmission price  $P_t$  while the producer pursues to maximize utility it derives from selling  $E_{ij}^{(b)}$  units of energy. Note that since the renewable energy source is unpredictable, the renewable energy generators are unscheduleable.

### B. Utility of the Energy Producer (Seller)

Suppose that the producer consumes  $\{e_{ii} : 0 \leq e_{ii} \leq E_i^{(g)}\}$  amount of energy, the total utility derived from consuming a certain quantity of energy is realized from combining the local utility of the prosumer and the revenue it generates after selling its excess energy, i.e.  $(E_i^{(g)} - e_{ii})$ . From (2), we can express the excess energy that can be sold by prosumer  $i$  as

$$E_i^{(g)} - e_{ii} = \sum_{j \in n_i} (E_{ji} - E_{ij}), \quad \forall i \in \mathcal{N}. \quad (8)$$

When  $(E_i^{(g)} - e_{ii}) > E_i^{min}$ , the prosumer has extra energy and may be interested to sell. When  $(E_i^{(g)} - e_{ii}) \leq E_i^{min}$ , the prosumer may require to procure additional amount of energy. These two conditions may attract the prosumers to engage in an energy P2P trading.

The total utility of a prosumer for consuming only  $e_{ii}$  units of energy out of what it generates can be expressed as

$$U_i(e_{ii}, E_{ij}^{(b)}) = \sum_{j \in n_i} k_{ij} \ln(\gamma_i + e_{ii}) + \sum_{j \in n_i} E_{ij}^{(b)} P_{ji}^{(b)}, \quad (9)$$

where  $k_{ij}$  is the willingness [40] of prosumer  $i$  to sell to prosumer  $j$  and  $\gamma_i$  is a constant. We have adopted the  $\ln(\cdot)$ -based utility model because it leads to proportional fair demand response, and is well accepted and widely used model [28], [29], [41]. With  $\gamma_i > 0$ , the  $\log(\cdot)$ -based utility part in (9) does not tend to  $-\infty$  when  $e_{ii} = 0$ ; an example of  $\gamma_i = 1$ . If we replace  $E_{ij}^{(b)}$  by  $(E_i^{(g)} - e_{ii})$ , then total utility becomes

$$U_i(e_{ii}, E_{ij}^{(b)}) = \sum_{j \in n_i} k_{ij} \ln(\gamma_i + e_{ii}) + \sum_{j \in n_i} (E_i^{(g)} - e_{ii}) P_{ji}^{(b)}. \quad (10)$$

The model in (10) can be explained as having two variables; the first variable  $k_{ij} \ln(\gamma_i + e_{ii})$  represents the local utility derived by the prosumer for consuming  $e_{ii}$  units of  $E_i^{(g)}$  while  $P_{ji}^{(b)}(E_i^{(g)} - e_{ii})$  is the revenue it receives for selling the excess energy it generates after satisfying its local load requirements. From (10), it is easy to show that producers with higher willingness to sell  $(E_i^{(g)} - e_{ii})$  tend to achieve higher utility than prosumers with lower willingness.

Supposing a strictly RES trading system and considering that RES is unscheduleable, we can as well discuss both (7) and (10) with respect to load uncertainty demand quantity,  $\epsilon_{ii}$ . In that case, we rewrite (7) as follows

$$U_i(\epsilon_{ii}) = \sum_{j \in n_i} k_{ij} \ln(\gamma_i + \hat{e}_{ii}) + \sum_{j \in n_i} \hat{E}_{ij}^{(b)} P_{ji}^{(b)}, \quad (11)$$

where  $\hat{E}_{ij}^{(b)} = (E_i^{(g)} - \hat{e}_{ii})$  and  $\hat{e}_{ii} = (e_{ii} + \epsilon_{ii})$ . Also, in terms of the load uncertainty the cost in (7) can be rewritten as

$$\hat{C}_E^i = \sum_{j \in n_i} \hat{E}_{ij}^{(b)} P_{ji}^{(b)} + \sum_{j \in n_i} \hat{E}_{ij}^{(b)} P_{t,ji}^{(v)} + \sum_{j \in n_i} (\mathcal{E}_j^{min} - \hat{E}_{ij}^{(b)}) \mathcal{P}_j^{(g)} + \sum_{j \in n_i} (\mathcal{E}_j^{min} - \hat{E}_{ij}^{(b)}) \mathcal{P}_t^{(g)}. \quad (12)$$

Since (11) and (12) appeal to RES only, we shall continue our discussion with the more general models, i.e. (7) and (10). **Notice that the uncertainty of producer's loads and that RES is unscheduleable will affect the energy balance, in particular, the amount of energy consumed by the prosumer, namely  $e_{ii}$  in (8) by  $\epsilon_{ii}$  units of energy.**

### C. Stackelberg Game Formulation

In this study, producers are prosumer with surplus energy to sell and knows the grid price. Consumers have need to buy energy to satisfy their minimum load requirement and are interested in minimizing the cost of such energy "production". In a Stackelberg game, leaders act first; in this study producers (or leaders) announce the availability of, and willingness to sell, their surplus energy. Consumers, as followers, follow this announcement by announcing the price they are able to pay. In Stackelberg game, while both the leader and the follower pursue their own interests, the leader of the game reacts to the behaviour of the follower to advertise own quantity of excess energy that it is willing to sell. The leader and follower are interested in optimizing their benefits and costs respectively. Thus, let us start with the leader's side.

The producer is interested in maximizing the utility it derives from consuming only  $e_{ii}$  units of energy out of  $E_i^{(g)}$  units it generates. That is, (9) takes the form

$$U_i^*(e_{ii}, E_{ij}^{(b)}) = \max_{e_{ii}} U_i(e_{ii}, E_{ij}^{(b)}) \quad \forall i \in \mathcal{N} \quad (13)$$

where  $U_i^*$  is the optimal utility derived by prosumer  $i$  for consuming  $e_{ii}$  units of energy it generates and also selling the remaining quantity i.e.  $(E_i^{(g)} - e_{ii})$ . In that case, we estimate the first order optimal quantity of energy it can sell to the consumer by taking the first derivative of (10) and find that (see Appendix A)

$$e_{ii} = \sum_{j \in n_i} \frac{k_{ij}}{P_{ji}^{(b)}} - \gamma_i, \quad 0 \leq e_{ii} \leq E_i^{(g)} \quad \forall i \in \mathcal{N}. \quad (14)$$

Note that  $k_{ij} > P_{ji}^{(b)}$  in (35), so that  $k_{ij}/P_{ji}^{(b)} \gg 1$ . This ensures that the energy consumed must satisfy  $e_{ii} \in \mathbb{R}^+$ .

Having received the amount of excess energy that the producer is willing to sell to the consumer, the consumer computes and gives the best price it can pay. To estimate the optimal price the consumer can pay, it has to solve the problem

$$C_E^{i*} = \min_{P_{ji}^{(b)}} C_E^i \quad \forall i \in \mathcal{N}, \quad \forall j \in n_i. \quad (15)$$

Note that the energy consumption of each prosumer is decoupled; i.e. it does not depend on how much the other peers consume. This implies that the trading optimization problem can be decomposed into  $n_i$  sub-problems and solved independently. The price realized from solving (15) becomes the best price the consumer is willing to pay for the excess amount of energy ( $E_i^{(g)} - e_{ii}$ ) from the producer.

The consumer minimizes the cost of energy it buys by solving (15) as in (39) to obtain (see Appendix B)

$$P_{ji}^{(b)\dagger} = \sqrt{\frac{(-\alpha_{ji}^2 - \beta_{ji} - P_{t,ji}^{(v)} + \mathcal{P}_j^{(g)} + \mathcal{P}_t^{(g)})}{(E_i^{(g)} + \gamma_i)}}. \quad (16)$$

In this case,  $P_{ji}^{(b)\dagger}$  is the best response that the consumer can buy the excess energy ( $E_i^{(g)} - e_{ii}$ ) from the producer. The optimal energy consumed by the producer will be

$$e_{ii}^\dagger = \sum_{j \in n_i} \frac{k_{ij}}{P_{ji}^{(b)\dagger}} - \gamma_i \quad \forall i \in \mathcal{N} \quad (17)$$

**SE for P2P Energy Resources:** Consider a game  $\Gamma$  played by  $\mathcal{N}$  producers and  $n_i$  consumers, by choosing  $(e_{ii}^\dagger, P_{ji}^{(b)\dagger})$  strategies, which can be expressed as

$$\Gamma = \{ \mathcal{A} \cup \mathcal{B}, \{e_i\}_{i \in \mathcal{N}}, \mathcal{P}^{(g)}, \{\mathbf{P}^{(b)}\}, \{\mathbf{P}^{(s)}\}, \{U_i\}_{i \in \mathcal{N}}, \mathbf{C}_E \} \quad (18)$$

where  $\{\mathbf{P}^{(b)}\} \in \{\mathbf{P}^{(s)}\} \cup \mathcal{P}^{(g)}$  is the set of energy prices that the consumer is able to pay and  $\{e_i\}_{i \in \mathcal{N}}$  is the set of strategies of producer  $i$  with  $\{e_{ii} : 0 \leq e_{ii} \leq E_i^{(g)}\}$ . The consumers set their own strategies from obtaining  $P_{ji}^{(b)} \in (\mathbf{P}^{(b)} \cup \mathcal{P}^{(g)})$  which are usually constrained as  $P_{ji}^{(b)} \leq P_{ji}^{(s)} \leq \mathcal{P}^{(g)}$ . The Stackelberg game  $\Gamma$  with a set of strategies  $(e_{ii}^\dagger, P_{ji}^{(b)\dagger})$ , attains equilibrium if and only if the chosen strategies satisfy the following criteria:

$$U_i(e_{ii}^\dagger, P_{ji}^{(b)\dagger}) \geq U_i(e_{ii}, P_{ji}^{(b)\dagger}) \quad \forall i \in \mathcal{N}, \quad \forall j \in n_i \quad (19)$$

$$\text{also } C_E^i(e_{ii}^\dagger, P_{ji}^{(b)\dagger}) \leq C_E^i(e_{ii}, P_{ji}^{(b)\dagger}) \quad \forall i \in \mathcal{N}, \quad \forall j \in n_i. \quad (20)$$

where  $P_{ji}^{(b)\dagger} \in P_{ji}^{(b)}$  and  $e_{ii}^\dagger \in e_{ii}$ . Once the game attains the equilibrium, no member of the game will be able to deviate from the current strategy  $(e_{ii}^\dagger, P_{ji}^{(b)\dagger})$  because by doing so, the player cannot achieve additional gain. To verify the existence and uniqueness of the strategy chosen by a producer, we take the second derivative of (9) i.e.,

$$\frac{\partial^2 U_i}{\partial e_{ii}^2} = - \sum_{j \in n_i} \frac{k_{ij}}{(e_{ii} + \gamma_i)^2} \quad \forall i \in \mathcal{N} \quad (21)$$

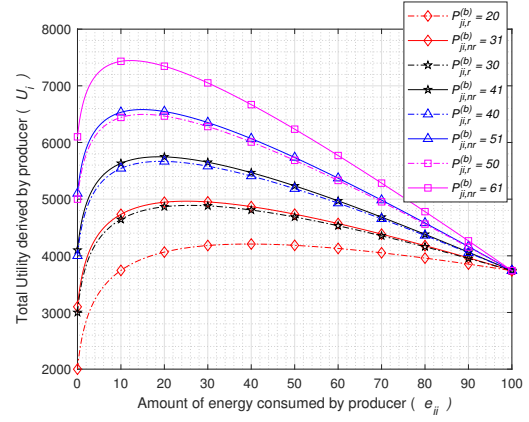


Figure 3: Producer utilities for RES and nRES at varying prices. Note that  $P_{j,r}^{(b)}$  is the unit price of RES and  $P_{j,nr}^{(b)}$  is for nRES.

which is strictly concave (i.e.  $\frac{\partial^2 U_i}{\partial e_{ii}^2} < 0$ ). It follows that for any price that the consumer chooses that satisfies  $P_{ji}^{(b)} > 0$ , there exists a unique  $e_{ii}$  chosen by the producer that satisfies  $E_i^{min} \leq e_{ii} \leq E_i^{(g)}$ . Similarly by taking the second derivative of (15), for the cost paid by the consumer, it can be seen that (see Appendix C)

$$\begin{aligned} \frac{\partial^2 C_E^i}{\partial P_{ji}^{(b)2}} &= \mathcal{P}_j^{(g)} \sum_{j \in n_i} \frac{k_{ij}}{P_{ji}^{(b)3}} + \mathcal{P}_t^{(g)} \sum_{j \in n_i} \frac{k_{ij}}{P_{ji}^{(b)3}} - \sum_{j \in n_i} \frac{k_{ij} P_{t,ji}^{(v)}}{P_{ji}^{(b)3}} \\ &\quad + \sum_{j \in n_i} \frac{\alpha_{ji}^2 k_{ij}}{P_{ji}^{(b)3}} + \sum_{j \in n_i} \frac{\beta_{ji} k_{ij}}{P_{ji}^{(b)3}}. \end{aligned} \quad (22)$$

Since  $\alpha_{ji}$  and  $\beta_{ji}$  are usually small, for example  $\alpha = 5 \times 10^{-2}$  and  $\beta = 0.1$  [42], then the last two terms in (22) tend to zero so that the cost model is strictly convex (i.e.  $\frac{\partial^2 C_E^i}{\partial P_{ji}^{(b)2}} > 0$ ). It follows that a unique (i.e. optimal) price exists to procure a unit of excess energy sold by the producer. Also there exist unique amounts of energy that each consumer will buy from each producer; thus constituting unique SE  $(e_{ii}^\dagger, P_{ji}^{(b)\dagger})$ .

#### D. Characteristics of Proposed Cost Model at SE

Fig. 3 shows the impacts of varying energy prices on the utility of the producer at a given willingness,  $k = 810$ . For example, at low energy prices, the producers achieve low utility for trading with RES; this increases with increasing energy prices. This phenomenon is similarly true for nRES. However, we note that due to the emission costs charged for nRES, the producer achieves 20% utility higher for RES when compared to nRES. Notice also that as the local consumption of the energy produced increases, the utilities derived by the producer reduces for both RES and nRES.

Considering the emission costs, we now demonstrate emission reduction when the producers and consumers play the game at SE. These results are compared in Fig. 4 taking into consideration the amount of energy bought, the willingness ( $k = 810$ ) of a producer and the number of prosumers that exist in a trading area. In the simulation, we set  $\alpha = 5 \times 10^{-2}$  and  $\beta = 0.1$  as in [42]. We see that when the prosumers engage in playing the game, the emission cost is significantly reduced.

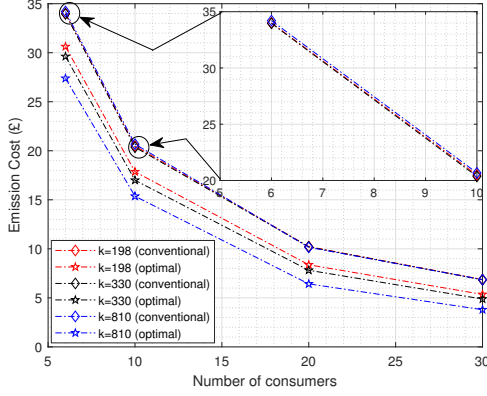


Figure 4: Comparison of total emission costs considering the optimal energy price for varying number of consumers

Suppose that there exists a threshold of energy generation in the given VMG (i.e. all the prosumers can generate a total of  $E$  energy units), as expected, we also observe that as the number of the prosumers in the area increases, the emission cost reduces. This is because, there exists opportunities for increased local generation and consumption. In addition, if the consumer must buy energy from a local producer, the distance covered in the trade is significantly reduced thus affecting the emission cost.

## V. SOCIAL WELFARE OF P2P PROSUMERS IN VMG

Social welfare (SW) is usually studied for collaborative and non-collaborative prosumers aspiring to maximize benefits [27]. From the foregoing non-cooperative game discussion, we will further evaluate the energy trading cost and utility performances with respect to the SW. We shall start with analytical definition of SW considering the formulated utility and cost models. SW of non-cooperating prosumers has been studied using game theoretic [27] and blockchain [19], [43] tools. Here, we model the SW of these prosumers engaging in P2P energy trading within a single VMG as [44]

$$\mathcal{W} = \sum_{i \in \mathcal{N}} U_i(e_{ii}, E_{ij}^{(b)}) - C_E^i(E_{ij}^{(b)}, P_{ji}^{(b)}). \quad (23)$$

For the given price, each prosumer attempts to adjust its power consumption to maximize its benefit. In that case, the SW of the prosumers participating in the game is

$$\mathcal{S} = \max_{e_{ii}} \sum_{i \in \mathcal{N}} U_i(e_{ii}, E_{ij}^{(b)}) - C_E^i(E_{ij}^{(b)}, P_{ji}^{(b)}) \quad (24a)$$

$$\text{subject to: } \sum_{j \in n_i} E_{ij}^{(b)} \leq E_i^{(g)}, E_{ij}^{(b)} \neq 0, \forall i \in \mathcal{N}. \quad (24b)$$

Constraint (24b) exclusively eliminates the prosumers with no excess energy (i.e.  $E_{ij}^{(b)} = 0$ ) from participating in the trade. The constraint is ascertained by the ETA as a precondition for the prosumer to participate. The Lagrangian of (24) can be expressed as follows

$$\begin{aligned} \mathcal{L}(e_{ii}, E_i^{(g)}, E_{ij}^{(b)}, \lambda_i) = & \sum_{i \in \mathcal{N}} U_i(e_{ii}, E_{ij}^{(b)}) - \sum_{i \in \mathcal{N}} C_E^i(E_{ij}^{(b)}, P_{ji}^{(b)}) \\ & - \sum_{i \in \mathcal{N}} \lambda_i \left( \sum_{j \in n_i} E_{ij}^{(b)} - E_i^{(g)} \right) \end{aligned} \quad (25)$$

where  $\lambda_i$  is the Lagrangian multiplier. The Lagrangian can be rewritten in terms of producer's and consumer's respective objectives. For example, we let the model (25) be written as

$$\begin{aligned} \mathcal{L}(e_{ii}, E_i^{(g)}, E_{ij}^{(b)}, \lambda_i) = & \sum_{i \in \mathcal{N}} (U_i(e_{ii}, E_{ij}^{(b)}) - \sum_{i \in \mathcal{N}} \sum_{j \in n_i} \lambda_i E_{ij}^{(b)}) \\ & + \sum_{i \in \mathcal{N}} \lambda_i E_i^{(g)} - \sum_{i \in \mathcal{N}} C_E^i(E_{ij}^{(b)}, P_{ji}^{(b)}). \end{aligned} \quad (26)$$

The common approach to solve this type of problem is by decomposing (26) into a dual problem [41], [44]. Using the dual decomposition principle [41], we can express (26) as

$$\mathcal{D}(\lambda_i) = \max \mathcal{L}(e_{ii}, E_i^{(g)}, E_{ij}^{(b)}, \lambda_i). \quad (27)$$

As the producer and the consumer have different objectives, (26) can be decomposed into two sub-problems as

$$\mathcal{D}(\lambda_i) = \sum_{i \in \mathcal{N}} \mathcal{V}_i(\lambda_i) + \mathcal{Z}_i(\lambda_i) \quad (28)$$

$$\text{where } \mathcal{V}_i(\lambda_i) = \max_{e_{ii}} (U_i(e_{ii}, E_{ij}^{(b)}) - \lambda_i E_{ij}^{(b)}), \quad (29)$$

$$\mathcal{Z}_i(\lambda_i) = \max_{P_{ji}^{(b)}} \sum_{i \in \mathcal{N}} \lambda_i E_i^{(g)} - \sum_{i \in \mathcal{N}} C_E^i(E_{ij}^{(b)}, P_{ji}^{(b)}). \quad (30)$$

If the prosumer charges the consumer at price  $P_{ji}^{(b)} = \lambda_i^*$  (i.e. strong duality), it can be shown that the total energy procured by the consumers will be equivalent to the quantity of the excess energy sold by the producer. This is a dual decomposition problem that can be summarized as

$$\mathcal{D}(\lambda_i^*) = \min_{\lambda_i \geq 0} \mathcal{D}(\lambda_i). \quad (31)$$

While producers solve (29), the consumer tries to minimize costs charged to it by solving (30). At the optimal condition, the prosumer charges the consumer  $\lambda_i^*$  per kWh for the  $(E_i^{(g)} - e_{ii})$  energy units it purchases.

Although (24) is convex and can be solved centrally, e.g. by the ETA, a major setback is that the willingness parameter ( $k_{ij}$ ) is private, thus the ETA may not have enough information to do so. Furthermore, solving the problem centrally would lead to computational inefficiency and latency, and therefore stale energy prices. Thus, given the distributed nature of the prosumers, one of the ways to solve the dual problem is by gradient projection method [44] in a distributed fashion. Let a function  $f(x) : \mathbb{R}^n \rightarrow \mathbb{R}$ , the subgradient of  $f(x)$  is the gradient of  $f(x)$  at  $x$  (i.e.  $\nabla f(x)$ ) if  $f(x)$  is differentiable [45]; in this case the subdifferential of  $\mathcal{D}(\lambda_i^*)$  at  $\lambda_i^*$  is  $\partial \mathcal{D}(\lambda_i^*)$ . It follows that we can iteratively obtain the pricing update as follows at different trading intervals

$$\lambda_{\tau+1}^i = \left[ \lambda_{\tau}^i - \mu^i \frac{\partial \mathcal{D}(\lambda_{\tau}^i)}{\partial \lambda_i^i} \right]^+, \quad \forall i \in \mathcal{N}, \forall \tau = 1, \dots, \mathcal{T} \quad (32)$$

where  $\mu^i$  is the step size and  $[x]^+ \triangleq \max(0, x)$ . When the producers solve (29) and reveal the optimal quantity of energy it would consume  $e_i^*(\lambda_{\tau}^i)$  given the new price update  $\lambda_{\tau}^i$ , then the consumer solves (30) and provides the optimal price it would pay as  $P_i^{(b)*}(\lambda_{\tau}^i)$ . It follows that the price update is:

$$\lambda_{\tau+1}^i = \left[ \lambda_{\tau}^i + \mu^i \left( \sum_{j \in n_i} E_{ij}^{(b)}(\lambda_{\tau}^i) - E_i^{(g)}(\lambda_{\tau}^i) \right) \right]^+ \quad \forall i \in \mathcal{N} \quad (33)$$



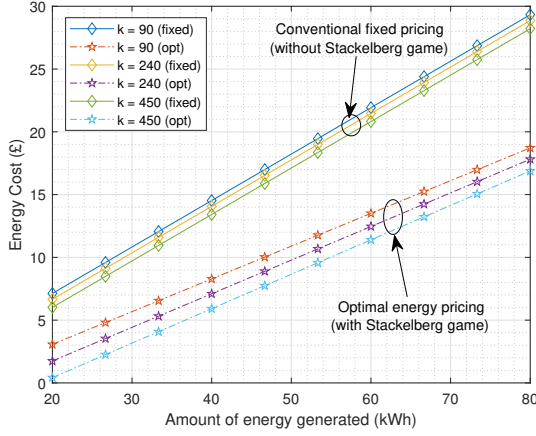


Figure 5: Comparison of renewable energy costs for playing the Stackelberg game and the conventional case.

Hence, based on (24), the total social welfare benefit of the prosumer can be expressed as

$$\mathcal{W}^*(e_{ii}, P_{ji}^{(b)}) = \sum_{i \in \mathcal{N}} U_i(e_{ii}^*, E_{ij}^{(b)}) - C_E^i(E_{ij}^{(b)}, P_{ji}^{(b)*}), \quad (34)$$

where  $\mathcal{W}^*(\cdot)$  is the social welfare of the nRES prosumers,  $e_{ii}^*$  is the optimal amount of energy consumed which is realized by the producer by solving (29) while  $P_{ji}^{(b)*}$  is the optimal price that the consumer is willing to pay to acquire  $E_{ij}^{(b)}$  which it realizes by solving (30).

## VI. ILLUSTRATIVE RESULTS

Using the scenarios described above for RES and nRES, we explore the case of one VMG among the VMGs of the large energy trading area described in [3], [4]. The VMG is characterised by  $N$ -prosumers. Our interest is to evaluate the energy trading costs of a consumer for buying either RES or nRES, or both and how the cost can be minimized for the consumer and utility maximized for the producer in the VMG. We assume that all the prosumers within the single VMG are served by only one ETA such as LoRaWAN or any other LP-WAN technology [36]. Each consumer connects the prosumer facility to the ETA using an ETC as shown in Fig. 1. We assume the LoRaWAN network is stable and that the single VMG is composed of 10 prosumers with up to 80 kWh energy generation capacities. These datasets are generated as uniformly distributed random variables using MATLAB tool. Using (16) and (17) in (7), we evaluate the optimal energy trading costs for RES and nRES. We adopt the energy pricing parameter, namely  $P_j^{(g)} = 16p$  for each unit of energy produced [3] and  $P_{ji}^{(b)} = 12p$ . The transmission cost charged to generators in the UK is  $P_t^{(g)} \approx 25p$  ([46] pp. 30), then  $P_t^{(v)} \approx P_t^{(g)} \approx 25p$ . Furthermore, we adopt the environmental pollution parameters  $\alpha = 2 \times 10^{-2}$  and  $\beta = 10^{-1}$  as in [42]. To ensure that  $k_{ij}/P_{ji}^{(b)} \gg 1$  condition is met, we choose  $k_{ij} \gg P_{ji}^{(b)}$  such as in [29]. We also invoke the optimal pricing criteria realized at SE so as to compare the outcome results with that of the conventional price. By the term conventional, we imply random trading peer-to-peer

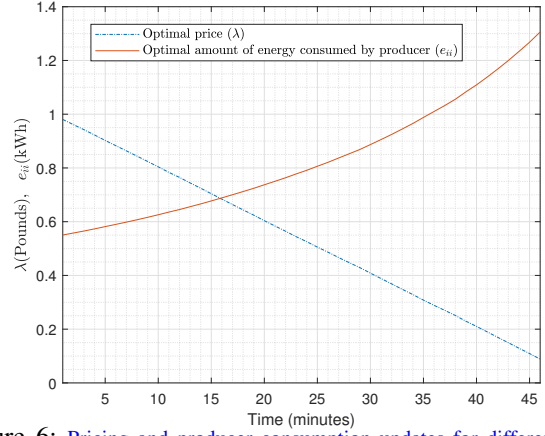


Figure 6: Pricing and producer consumption updates for different energy trading periods.

energy trading mechanism that does not involve any smart trading mechanism such as the proposed game theory.

### Algorithm 1 Social welfare scheme for P2P energy prosumers

- 1: **Initialization:**  $P_{ji}^{(b)}, E_i^{(g)}, E_{ij}^{(b)}, k_{ij}, P_t^{(v)}, P_t^{(g)}, \beta_{ji}, E_{ij}^{(b)}$ ,
- 2:  $\alpha_{ji}, \mu^i, \lambda_\tau, T$   $\triangleright$  consumer, prosumer and grid parameters
- 3: **for**  $\tau = 1$  to  $T$  **do**
- 4: Solve (32) to realize  $\lambda_\tau^{i*}$  as in (33) at  $\tau^{\text{th}}$  trading interval
- 5: Using the result in (32), solve (29) and (30), respectively
- 6: Obtain  $e_{ii}^*$  from the solution of (29).  $\triangleright$  producer energy consumption from the Stackelberg game.
- 7: Obtain  $P_{ji}^*$  from the solution of (30).  $\triangleright$  consumer price from the Stackelberg game.
- 8: Compute the optimal  $U_i^*(e_{ii}^*, E_{ij}^{(b)})$  using the Stackelberg game parameters  $e_{ii}^*$  for the producer
- 9: Compute the optimal  $C_E^{i*}(E_{ij}^{(b)}, P_{ji}^{(b)*})$  using the Stackelberg game parameter  $P_{ji}^{(b)*}$  for the consumer
- 10: Find the social welfare using  $W(U_i^*, C_E^{i*})$
- 11: **if**  $(E_i^{(g)}(\lambda_\tau^i) - \sum_{j \in n_i} E_{ij}^{(b)}(\lambda_\tau^i)) > e_{ii}^\dagger, \forall i \in \mathcal{N}$  **then**
- 12: Compute new price update:
- 13:  $\lambda_{\tau+1}^i = [\lambda_\tau^i + \mu^i (\sum_{j \in n_i} E_{ij}^{(b)}(\lambda_\tau^i) - E_i^{(g)}(\lambda_\tau^i))]^+$
- 14: **if** the stopping criteria is met: **then**
- 15: **break** the loop of iteration
- 16: **end if**
- 17: **end if**
- 18: **end for**

At first, we follow the time-varying pricing update model in (33) to obtain the optimal price using Algorithm 1. The loop is iterated over  $\tau = 1, \dots, T$  trading periods. The stopping criteria is established as the point where the slack variable in (33) is less than the best amount of energy consumed by the producer, i.e.  $(E_i^{(g)}(\lambda_\tau^i) - \sum_{j \in n_i} E_{ij}^{(b)}(\lambda_\tau^i)) \leq e_{ii}^\dagger, \forall i \in \mathcal{N}$ . This is because, the prosumer must consume  $e_{ii}^\dagger$  energy units to satisfy its local loads. The results of this iterative process is shown in Fig. 6. Clearly, it shows that the prices decay as the trading period increases. On the other hand, the producer

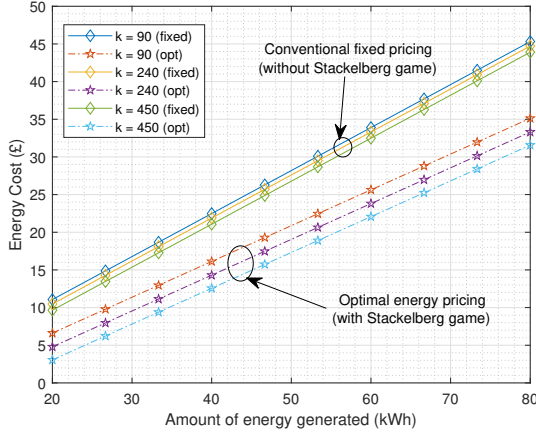


Figure 7: Evaluation of non-renewable energy trading costs for consumers playing the Stackelberg game against the conventional case.

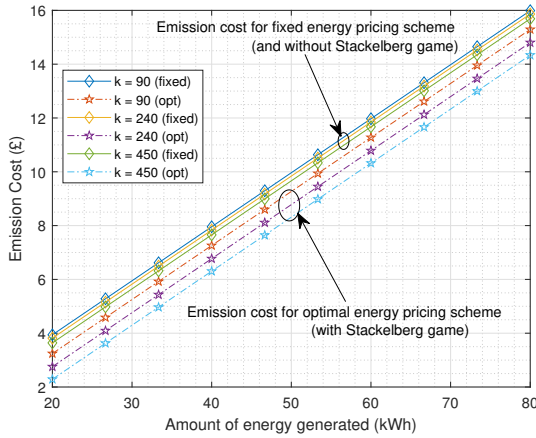


Figure 8: Performance comparison of emission costs of non-renewable energy resources at SE for optimal and conventional cases.

consumes more energy at such low prices period and sells more at higher price period. However, the producer is at best satisfaction at the point of intersection of the price and its consumption, a kind of the phenomenal equilibrium price.

Fig. 5 presents the energy trading cost for our proposed Stackelberg game-based model with RES. It shows that with producers and consumers playing the Stackelberg game, the energy trading cost incurred by the consumer is significantly reduced at SE. Investigating the optimal cost rigorously, the consumer requires to buy a small unit of energy when the willingness to sell is small in order to satisfy its non-flexible loads but indulges in revenue generation when the preference increases (i.e. as a producer). These are also true for nRES energy trading case as shown in Figs. 7-8. Notice that due to the penalty from emissions as shown in Fig. 8, the trading cost is higher for nRES prosumers (Fig. 7) than that of RES prosumers (Fig. 5). Next, we consider the utilities derived by producers of the non-cooperative game considering the cases of SW and no-SW scenarios in P2P energy trading frameworks as shown in Fig. 9. It is found that energy trading peers using SW within the VMG achieve higher utility than the conventional prosumers. This can be explained on the premise of secrecy of information/lack of information sharing. Each

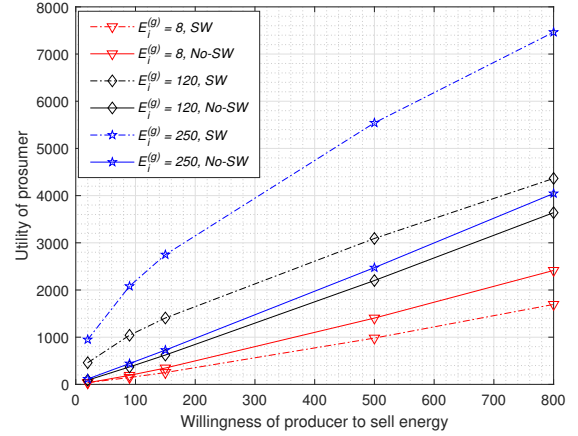


Figure 9: Comparison of utilities derived by prosumers from non-cooperative game with and without social welfare.

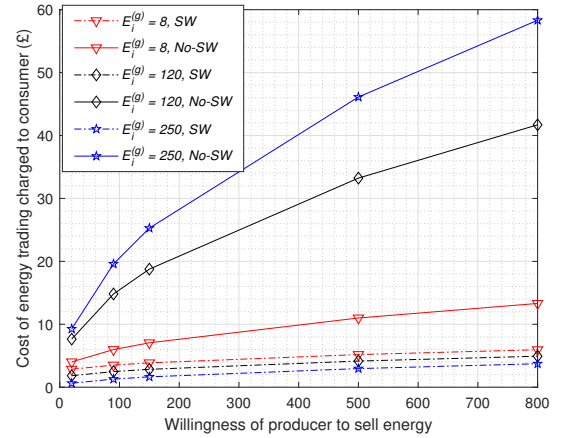


Figure 10: Comparison of energy trading costs realised from non-cooperative game with and without social welfare.

prosumer maintains its own local energy trading information on the amount of energy and price. This phenomenon further extends to the consumer as shown in Fig. 10. Due to SW, consumers in the non-cooperative P2P energy trading game pay lower energy cost than the conventionally trading P2P consumers. It follows that incorporating these results into (34), non-cooperative P2P prosumers achieve higher social welfare than conventional P2P energy prosumers.

## VII. CONCLUSION

In this study, we optimized the social benefits of P2P energy trading in virtual microgrids. We considered energy prosumers that can take up the roles of producers or consumers. When operating as consumers, they attempt to minimize energy trading cost while as producers, they seek to maximize their revenues/profits. The complicated interactions of the producer-consumer set-up was investigated as a non-cooperative Stackelberg game, and we showed that a Stackelberg equilibrium exist and is unique. We also found that at Stackelberg equilibrium, reducing the energy trading cost reduces the CO<sub>2</sub> emission too. Additionally, we observed that prosumer utility depends on the willingness to sell energy and amount of energy it chooses to consume. Lastly, we showed that in non-cooperative game analysed using Stackelberg game

considering social welfare, prosumers achieve 47% higher utility than playing the conventional Stackelberg game without social welfare.

## APPENDIX

### A. Appendix A

By taking the first derivative of (10), we obtain

$$\begin{aligned} \frac{\partial U_i}{\partial e_{ii}} &= \sum_{j \in \mathcal{N}_i} \frac{k_{ij}}{\gamma_i + e_{ii}} - \sum_{j \in \mathcal{N}_i} P_{ji}^{(b)} = 0 \\ \Rightarrow e_{ii} &= \sum_{j \in \mathcal{N}_i} \frac{k_{ij}}{P_{ji}^{(b)}} - \gamma_i \quad \forall i \in \mathcal{N}. \end{aligned} \quad (35)$$

By replacing  $E_{ij}^{(b)}$  with  $(E_i^{(g)} - e_{ii})$  in (7), the energy trading cost charged to the consumer is

$$\begin{aligned} C_E^i &= \sum_{j \in \mathcal{N}_i} \alpha_{ji}^2 q_{ij} + \sum_{j \in \mathcal{N}_i} \beta_{ji} q_{ij} + \sum_{j \in \mathcal{N}_i} (E_i^{(g)} - e_{ii}) P_{ji}^{(b)} + \\ &\sum_{j \in \mathcal{N}_i} (E_i^{(g)} - e_{ii}) P_{t,ji}^{(v)} + \sum_{j \in \mathcal{N}_i} (\mathcal{E}_j^{\min} - (E_i^{(g)} - e_{ii})) \mathcal{P}_j^{(g)} \\ &+ \sum_{j \in \mathcal{N}_i} (\mathcal{E}_j^{\min} - (E_i^{(g)} - e_{ii})) \mathcal{P}_t^{(g)} \end{aligned} \quad (36)$$

Substituting the  $e_{ii}$  in (35) into (36), we get

$$\begin{aligned} C_E^i &= \sum_{j \in \mathcal{N}_i} \alpha_{ji}^2 q_{ij} + \sum_{j \in \mathcal{N}_i} \beta_{ji} q_{ij} + \sum_{j \in \mathcal{N}_i} (E_i^{(g)} - \frac{k_{ij}}{P_{ji}^{(b)}} + \gamma_i) P_{ji}^{(b)} + \\ &\sum_{j \in \mathcal{N}_i} (E_i^{(g)} - \frac{k_{ij}}{P_{ji}^{(b)}} + \gamma_i) P_{t,ji}^{(v)} + \sum_{j \in \mathcal{N}_i} (\mathcal{E}_j^{\min} - (E_i^{(g)} - \frac{k_{ij}}{P_{ji}^{(b)}} + \gamma_i)) \mathcal{P}_j^{(g)} \\ &+ \sum_{j \in \mathcal{N}_i} (\mathcal{E}_j^{\min} - (E_i^{(g)} - \frac{k_{ij}}{P_{ji}^{(b)}} + \gamma_i)) \mathcal{P}_t^{(g)} \end{aligned} \quad (37)$$

### B. Appendix B

Since each prosumer has the ability to produce and consume, we let  $q_{ij} = E_i^{(g)} + E_{ij}^{(b)}$ , total amount of energy produced; by using the term 'produced', we imply the combination of energy locally generated and that bought from other prosumers. In this case, we can rewrite (6) as

$$\begin{aligned} I_{ji}(q_{ij}) &= \alpha_{ji}^2 (E_i^{(g)} + E_{ij}^{(b)}) + \beta_{ji} (E_i^{(g)} + E_{ij}^{(b)}) \\ &= \alpha_{ji}^2 (2E_i^{(g)} - \frac{k_{ij}}{P_{ji}^{(b)}} + \gamma_i) + \beta_{ji} (2E_i^{(g)} - \frac{k_{ij}}{P_{ji}^{(b)}} + \gamma_i). \end{aligned} \quad (38)$$

Combining (38) and (7), we can rewrite (15) as

$$\begin{aligned} C_E^{i*} &= \frac{\partial C_E^i}{\partial P_{ji}^{(b)}} = 0 \Rightarrow - \sum_{j \in \mathcal{N}_i} \frac{\alpha_{ji}^2 k_{ij}}{P_{ji}^{(b)2}} - \sum_{j \in \mathcal{N}_i} \frac{\beta_{ji} k_{ij}}{P_{ji}^{(b)2}} + \sum_{j \in \mathcal{N}_i} (E_i^{(g)} \\ &+ \gamma_i) + \sum_{j \in \mathcal{N}_i} \frac{k_{ij} P_{t,ji}^{(v)}}{P_{ji}^{(b)2}} - \mathcal{P}_j^{(g)} \sum_{j \in \mathcal{N}_i} \frac{k_{ij}}{P_{ji}^{(b)2}} - \mathcal{P}_t^{(g)} \sum_{j \in \mathcal{N}_i} \frac{k_{ij}}{P_{ji}^{(b)2}} = 0 \\ \Rightarrow \\ \sum_{j \in \mathcal{N}_i} P_{ji}^{(b)\dagger} &= \sqrt{\frac{\sum_{j \in \mathcal{N}_i} k_{ij} (-\alpha_{ji}^2 - \beta_{ji} - P_{t,ji}^{(v)} + \mathcal{P}_j^{(g)} + \mathcal{P}_t^{(g)})}{(E_i^{(g)} + \gamma_i)}} \\ P_{ji}^{(b)\dagger} &= \sqrt{\frac{k_{ij} (-\alpha_{ji}^2 - \beta_{ji} - P_{t,ji}^{(v)} + \mathcal{P}_j^{(g)} + \mathcal{P}_t^{(g)})}{(E_i^{(g)} + \gamma_i)}}. \end{aligned} \quad (39)$$

### C. Appendix C

We can express the second derivative of (39) as

$$\begin{aligned} & - \sum_{j \in \mathcal{N}_i} \frac{\alpha_{ji}^2 k_{ij}}{P_{ji}^{(b)3}} - \sum_{j \in \mathcal{N}_i} \frac{\beta_{ji} k_{ij}}{P_{ji}^{(b)3}} + \sum_{j \in \mathcal{N}_i} \frac{k_{ij} P_{t,ji}^{(v)}}{P_{ji}^{(b)3}} - \mathcal{P}_j^{(g)} \sum_{j \in \mathcal{N}_i} \frac{k_{ij}}{P_{ji}^{(b)3}} \\ & - \mathcal{P}_t^{(g)} \sum_{j \in \mathcal{N}_i} \frac{k_{ij}}{P_{ji}^{(b)3}} = 0. \end{aligned} \quad (40)$$

Then, rearranging terms:

$$\begin{aligned} \frac{\partial^2 C_E^i}{\partial P_{ji}^{(b)2}} &= -\mathcal{P}_j^{(g)} \sum_{j \in \mathcal{N}_i} \frac{k_{ij}}{P_{ji}^{(b)3}} - \mathcal{P}_t^{(g)} \sum_{j \in \mathcal{N}_i} \frac{k_{ij}}{P_{ji}^{(b)3}} + \sum_{j \in \mathcal{N}_i} \frac{k_{ij} P_{t,ji}^{(v)}}{P_{ji}^{(b)3}} \\ & - \sum_{j \in \mathcal{N}_i} \frac{\alpha_{ji}^2 k_{ij}}{P_{ji}^{(b)3}} - \sum_{j \in \mathcal{N}_i} \frac{\beta_{ji} k_{ij}}{P_{ji}^{(b)3}} = 0. \end{aligned} \quad (41)$$

which can be rewritten as

$$\begin{aligned} \frac{\partial^2 C_E^i}{\partial P_{ji}^{(b)2}} &= \mathcal{P}_j^{(g)} \sum_{j \in \mathcal{N}_i} \frac{k_{ij}}{P_{ji}^{(b)3}} + \mathcal{P}_t^{(g)} \sum_{j \in \mathcal{N}_i} \frac{k_{ij}}{P_{ji}^{(b)3}} - \sum_{j \in \mathcal{N}_i} \frac{k_{ij} P_{t,ji}^{(v)}}{P_{ji}^{(b)3}} \\ & + \sum_{j \in \mathcal{N}_i} \frac{\alpha_{ji}^2 k_{ij}}{P_{ji}^{(b)3}} + \sum_{j \in \mathcal{N}_i} \frac{\beta_{ji} k_{ij}}{P_{ji}^{(b)3}} = 0. \end{aligned} \quad (42)$$

## REFERENCES

- [1] [https://utilityweek.co.uk/energy-prices-non-energy-costs/ \(07/01/2019\)](https://utilityweek.co.uk/energy-prices-non-energy-costs/ (07/01/2019)).
- [2] [https://www.ofgem.gov.uk/publications-and-updates/infographic-bills-prices-and-profits \(07/01/2019\)](https://www.ofgem.gov.uk/publications-and-updates/infographic-bills-prices-and-profits (07/01/2019)).
- [3] K. Anoh, D. Bajovic, D. Vukobratovic, B. Adebisi, D. Jakovetic, and M. Cosovic, "Distributed energy trading with communication constraints," in *IEEE PES ISGT Conf. Europe*, 2018.
- [4] K. Anoh, A. Ikpehai, D. Bajovic, O. Jogunola, B. Adebisi, D. Vukobratovic, and M. Hamoudeh, "Virtual microgrids: A management concept for peer-to-peer energy trading," in *ICFNDS*, 2018.
- [5] D. Pudjianto, C. K. Gan, V. Stanojevic, M. Aunedi, P. Djapic, and G. Strbac, "Value of integrating distributed energy resources in the UK electricity system," in *IEEE PES General Meeting*, Jul. 2010, pp. 1–6.
- [6] W. Saad, Z. Han, H. V. Poor, and T. Basar, "Game-theoretic methods for the smart grid: An overview of microgrid systems, demand-side management, and smart grid communications," *IEEE Signal Process. Mag.*, vol. 29, no. 5, pp. 86–105, Sept. 2012.
- [7] O. Jogunola, B. Adebisi, K. Anoh, A. Ikpehai, M. Hammoudeh, G. Harris, and H. Gacanin, "Distributed adaptive primal algorithm for P2P-ETS over unreliable communication links," *Energies*, vol. 11, no. 9, p. 2331, 2018.
- [8] P. H. Nguyen, W. L. Kling, and P. F. Ribeiro, "A game theory strategy to integrate distributed agent-based functions in smart grids," *IEEE Trans. Smart Grid*, vol. 4, no. 1, pp. 568–576, Mar. 2013.
- [9] B. Gao, W. Zhang, Y. Tang, M. Hu, M. Zhu, and H. Zhan, "Game-theoretic energy management for residential users with dischargeable plug-in electric vehicles," *Energies*, vol. 7, no. 11, pp. 7499–7518, 2014.
- [10] O. Jogunola, A. Ikpehai, K. Anoh, B. Adebisi, M. Hammoudeh, S.-Y. Son, and G. Harris, "State-of-the-art and prospects for peer-to-peer transaction-based energy system," *Energies*, vol. 10, no. 12, p. 2106, 2017.
- [11] O. Jogunola, A. Ikpehai, K. Anoh, B. Adebisi, M. Hammoudeh, H. Gacanin, and G. Harris, "Comparative analysis of P2P architectures for energy trading and sharing," *Energies*, vol. 11, no. 1, p. 62, 2017.
- [12] Z. Qiao, B. Yang, Q. Xu, F. Xiong, C. Chen, X. Guan, and B. Chen, "Energy trading between microgrids individual cost minimization and social welfare maximization," *arXiv preprint arXiv:1702.02748*, 2017.
- [13] W. Tushar, T. K. Saha, C. Yuen, P. Liddell, R. Bean, and H. V. Poor, "Peer-to-peer energy trading with sustainable user participation: A game theoretic approach," *IEEE Access*, vol. 6, pp. 62 932–62 943, 2018.
- [14] T. Morstyn, A. Teytelboym, and M. D. Mcculloch, "Bilateral contract networks for peer-to-peer energy trading," *IEEE Trans. Smart Grid*, vol. 10, no. 2, pp. 2026–2035, Mar. 2019.

- [15] W. Tushar, C. Yuen, H. Mohsenian-Rad, T. Saha, H. V. Poor, and K. L. Wood, "Transforming energy networks via peer-to-peer energy trading: The potential of game-theoretic approaches," *IEEE Signal Process. Mag.*, vol. 35, no. 4, pp. 90–111, Jul. 2018.
- [16] T. Morstyn, N. Farrell, S. J. Darby, and M. D. McCulloch, "Using peer-to-peer energy-trading platforms to incentivize prosumers to form federated power plants," *Nature Energy*, vol. 3, no. 2, p. 94, 2018.
- [17] K. Zhang, Y. Mao, S. Leng, S. Maharjan, Y. Zhang, A. Vinel, and M. Jonsson, "Incentive-driven energy trading in the smart grid," *IEEE Access*, vol. 4, pp. 1243–1257, 2016.
- [18] Z. Li, J. Kang, R. Yu, D. Ye, Q. Deng, and Y. Zhang, "Consortium blockchain for secure energy trading in industrial internet of things," *IEEE Trans. Ind. Inf.*, vol. 14, no. 8, pp. 3690–3700, Aug. 2018.
- [19] J. Kang, R. Yu, X. Huang, S. Maharjan, Y. Zhang, and E. Hossain, "Enabling localized peer-to-peer electricity trading among plug-in hybrid electric vehicles using consortium blockchains," *IEEE Trans. Indust. Info.*, vol. 13, no. 6, pp. 3154–3164, Dec. 2017.
- [20] C. Zhang, J. Wu, M. Cheng, Y. Zhou, and C. Long, "A bidding system for peer-to-peer energy trading in a grid-connected microgrid," *Energy Procedia*, vol. 103, pp. 147–152, 2016.
- [21] F. Luo, Z. Y. Dong, G. Liang, J. Murata, and Z. Xu, "A distributed electricity trading system in active distribution networks based on multi-agent coalition and blockchain," *IEEE Trans. Power Syst.*, pp. 1–1, 2018.
- [22] D. Vukobratovic, D. Bajovic, K. Anoh, and B. Adebisi, "Distributed energy trading via cellular internet of things and mobile edge computing," in *IEEE Intl. Conf. Commun. (IEEE ICC)*, 2019.
- [23] K. Moslehi and R. Kumar, "Autonomous resilient grids in an IoT landscape - vision for a nested transactive grid," *IEEE Trans. Power Syst.*, pp. 1–1, 2018.
- [24] D. Gregoratti and J. Matamoros, "Distributed Energy Trading: The Multiple-Microgrid Case," *IEEE Trans. Ind. Electron.*, vol. 62, no. 4, pp. 2551–2559, Apr. 2015.
- [25] C. Zhang, J. Wu, Y. Zhou, M. Cheng, and C. Long, "Peer-to-peer energy trading in a microgrid," *Applied Energy*, vol. 220, pp. 1–12, 2018.
- [26] N. Liu, X. Yu, C. Wang, and J. Wang, "Energy sharing management for microgrids with PV prosumers: A stackelberg game approach," *IEEE Trans. Ind. Info.*, vol. 13, no. 3, pp. 1088–1098, Jun. 2017.
- [27] B. Kim, S. Ren, M. van der Schaar, and J. Lee, "Bidirectional energy trading and residential load scheduling with electric vehicles in the smart grid," *IEEE J. Sel. Areas Commun.*, vol. 31, no. 7, pp. 1219–1234, Jul. 2013.
- [28] S. Maharjan, Q. Zhu, Y. Zhang, S. Gjessing, and T. Basar, "Dependable demand response management in the smart grid: A stackelberg game approach," *IEEE Trans. Smart Grid*, vol. 4, no. 1, pp. 120–132, Mar. 2013.
- [29] W. Tushar, B. Chai, C. Yuen, D. B. Smith, K. L. Wood, Z. Yang, and H. V. Poor, "Three-party energy management with distributed energy resources in smart grid," *IEEE Trans. Ind. Electron.*, vol. 62, no. 4, pp. 2487–2498, Apr. 2015.
- [30] Y. Wang, W. Saad, Z. Han, H. V. Poor, and T. Başar, "A game-theoretic approach to energy trading in the smart grid," *IEEE Trans. Smart Grid*, vol. 5, no. 3, pp. 1439–1450, May 2014.
- [31] A. Paudel, K. Chaudhari, C. Long, and H. B. Gooi, "Peer-to-peer energy trading in a prosumer based community microgrid: A game-theoretic model," *IEEE Trans. Ind. Electron.*, pp. 1–1, 2018.
- [32] D. J. Vergados, I. Mamounakis, P. Makris, and E. Varvarigos, "Prosumer clustering into virtual microgrids for cost reduction in renewable energy trading markets," *Sustainable Energy, Grids and Networks*, vol. 7, pp. 90–103, 2016.
- [33] I. Mamounakis, D. J. Vergados, P. Makris, E. Varvarigos, and T. Mavridis, "A virtual microgrid platform for the efficient orchestration of multiple energy prosumers," in *Proc. 19th Panhellenic Conf. Info. ACM*, 2015, pp. 191–196.
- [34] D. Sabella, A. Vaillant, P. Kuure, U. Rauschenbach, and F. Giust, "Mobile-Edge Computing Architecture: The role of MEC in the Internet of Things," *IEEE Consum. Electron. Mag.*, vol. 5, no. 4, pp. 84–91, Oct. 2016.
- [35] Y. C. Hu, M. Patel, D. Sabella, N. Sprecher, and V. Young, "Mobile edge computing - A key technology towards 5G," *ETSI white paper*, vol. 11, no. 11, pp. 1–16, 2015.
- [36] A. Ikpehai, B. Adebisi, K. Rabie, K. Anoh, R. Ande, M. Hammoudeh, H. Gacanin, and U. Mbanaso, "Low-power wide area network technologies for internet-of-things: A comparative review," *IEEE J. Internet Things*, 2018.
- [37] A. Ikpehai, B. Adebisi, and K. Anoh, "Effects of traffic characteristics on energy consumption of IoT end devices in smart city," in *Global Info. Infrastru. Netw. Symposium (GIIS 2018), Thessaloniki, Greece*, 2018.
- [38] K. Senthil and K. Manikandan, "Improved Tabu search algorithm to economic emission dispatch with transmission line constraint," *Intl. J. Computer Science & Comm.*, vol. 1, no. 2, pp. 145–149, 2010.
- [39] S. Maharjan, Y. Zhang, S. Gjessing, and D. H. K. Tsang, "User-centric demand response management in the smart grid with multiple providers," *IEEE Trans. Emerging Topics Comput.*, vol. 5, no. 4, pp. 494–505, Oct. 2017.
- [40] Z. Fan, "Distributed demand response and user adaptation in smart grids," in *12th IFIP/IEEE International Symposium on Integrated Network Management (IM 2011) and Workshops*, May 2011, pp. 726–729.
- [41] L. P. Qian, Y. J. A. Zhang, J. Huang, and Y. Wu, "Demand response management via real-time electricity price control in smart grids," *IEEE J. Sel. Areas Commun.*, vol. 31, no. 7, pp. 1268–1280, Jul. 2013.
- [42] S. Bu, F. R. Yu, Y. Cai, and X. P. Liu, "When the smart grid meets energy-efficient communications: Green wireless cellular networks powered by the smart grid," *IEEE Trans. Wireless Commun.*, vol. 11, no. 8, pp. 3014–3024, Aug. 2012.
- [43] Y. Jiao, P. Wang, D. Niyato, and Z. Xiong, "Social welfare maximization auction in edge computing resource allocation for mobile blockchain," in *IEEE Intl. Conf. Commun.*, 2018, pp. 1–6.
- [44] P. Samadi, A. Mohsenian-Rad, R. Schober, V. W. S. Wong, and J. Jatskevich, "Optimal real-time pricing algorithm based on utility maximization for smart grid," in *First IEEE Intl. Conf. Smart Grid Commun.*, Oct. 2010, pp. 415–420.
- [45] S. Boyd, L. Xiao, and A. Mutapcic, "Subgradient methods," *Lecture notes of EE392o, Stanford University, Autumn Quarter*, vol. 2004, pp. 2004–2005, 2003.
- [46] M. Grubb and P. Drummond, "UK industrial electricity prices: Competitiveness in a low carbon world," *UCL Institute of Sustainable Resources*, [www.ucl.ac.uk/bartlett/sustainable](http://www.ucl.ac.uk/bartlett/sustainable), Feb. 2018.