

**Reasoning about visibility in mirrors: A comparison
between a human observer and a camera**

BERTAMINI, Marco and SORANZO, Alessandro <<http://orcid.org/0000-0002-4445-1968>>

Available from Sheffield Hallam University Research Archive (SHURA) at:

<https://shura.shu.ac.uk/21249/>

This document is the Accepted Version [AM]

Citation:

BERTAMINI, Marco and SORANZO, Alessandro (2018). Reasoning about visibility in mirrors: A comparison between a human observer and a camera. *Perception*, 47 (8), 821-832. [Article]

Copyright and re-use policy

See <http://shura.shu.ac.uk/information.html>

**Reasoning about visibility in mirrors:
A comparison between a human observer and a camera**

Marco Bertamini[&] and Alessandro Soranzo[°]

[&]Department of Psychological Sciences – University of Liverpool

[°]Faculty of Development and Society – Sheffield Hallam University

Contact:

Marco Bertamini

Department of Experimental Psychology

Eleanor Rathbone Building,

University of Liverpool,

Liverpool, UK

L69 7ZA

Abstract

Human observers make errors when predicting what is visible in a mirror. This is true for perception with real mirrors as well as for reasoning about mirrors shown in diagrams. We created an illustration of a room, a top-down map, with a mirror on a wall, and objects (nails) on the opposite wall. The task was to select which nails were visible in the mirror from a given position (viewpoint). To study the importance of the social nature of the viewpoint we divided the sample (N=108) in two groups. One group (N=54) were tested with a scene in which there was the image of a person. The other group (N=54) were tested with the same scene but with a camera replacing the person. Participants were instructed to think about what would be captured by a camera on a tripod. This manipulation tests the effect of social perspective taking in reasoning about mirrors. As predicted, performance on the task shows an overestimation of what can be seen in a mirror, and a bias to underestimate the role of the different viewpoints, i.e. a tendency to treat the mirror as if it captures information independently of viewpoint. In terms of the comparison between person and camera there were more errors for the camera, suggesting an advantage for evaluating a human viewpoint as opposed to an artificial viewpoint. We suggest that social mechanisms may be involved in perspective taking in reasoning rather than in automatic attention allocation.

Key words: Venus effect, perspective, mirrors, allocentric bias, Theory of mind.

Introduction

Different viewpoints give the observer different views of the surrounding environment. This is a common occurrence in the course of people's interaction with the environment, and therefore everybody has vast experience about what can be seen as the viewpoint changes. For example, the objects we see in a room of our own house differ when we have just entered from the door as compared to when we have walked to the other side. When people reason about viewpoint, however, they may find it difficult to accurately predict what is visible. This is surprising and counterintuitive, but can be understood as the cost that the visual system pays for its exceptional ability to extract distal information and discard accidental aspects of the image. In other words constancy mechanisms ensure that only distal information is retained, and not the changes created by displacements of either the object or the observer.

In this study we used a diagram of a room and the task was to indicate what could be seen when looking at a mirror on a wall. In particular the task was to evaluate which objects behind the observer were visible using the mirror. Previous studies have found a tendency to overestimate what is visible and a lack of sensitivity to viewpoint. Here we introduce a new variable, a comparison between a human observer and a camera. In the next part of the introduction we review the literature on perspective tasks, and in particular about egocentric and allocentric biases. Then we consider the special case of a mirror.

Egocentric and allocentric biases

When people think about what is visible from a given viewpoint responses are often biased. One aspect that has been studied is an egocentric bias. When thinking about what someone else is seeing (as well as what they are thinking or feeling), people are influenced by their own perspective (Apperly, Samson, & Humphreys, 2009). This is particularly easy to see in children. Before the age of 4, children tend to respond according to their own viewpoint and mental state (e.g., Moore et al., 1995; Piaget & Inhelder, 1956; 1967).

In recent years, a body of research has emerged on social perspective-taking, which argues that taking a perspective is an intrinsically social process that relates to Theory of Mind (Samson, Apperly, Braithwaite, Andrews, & Bodley Scott, 2010; Nielsen et al., 2015). It has also been suggested that when evaluating their own perspective, people are affected by the perspective of other individuals (Samson et al., 2010). This is interpreted as an automatic phenomenon, in which people to some extent are aware of what other viewers see. This phenomenon produces the opposite of an egocentric bias: an allocentric bias. However, some recent papers have offered an alternative perceptual interpretation of

the phenomenon (Cole et al., 2015; Santiesteban et al., 2014; Wilson et al. 2017). According to this perceptual interpretation, people are not directly affected by the others' perspective but rather by basic perceptual directional characteristics of the stimuli. For example, Wilson et al. (2017) compared the effects of the presence in the scene of a person with the presence of a camera, and they found no difference. In other words a person has the same function as any other cue that bias spatial attention.

Egocentric and allocentric biases suggest that responses may be biased depending on whether the question involves another individual and also when another individual is present. They do not make any specific prediction about task difficulty overall and sensitivity to viewpoint, except in the sense that presence of another person in a scene may have a special role in directing attention.

Viewpoint and mirrors

In general visibility is directly related to line of sight, and an unobstructed line must exist between observer and object. However, in the case of a mirror this strategy is not available. In the case of a planar mirror rays are reflected in such a way that angle of incidence is the same as angle of reflection. There are, therefore, two possible ways to answer the question of what is visible, one is to calculate geometrically the path of the light, the other is to try and remember similar situations from experience. Despite these two possible strategies, people make mistakes and show a bias towards thinking that what is visible in a mirror is what is in front of the mirror itself (Bertamini et al., 2010; Bertamini & Parks, 2005).

Individual responses vary, and errors can be overcome using strategies like those described above. However, variability in the responses is not associated with a feeling that the question is hard. People seem to adopt different strategies or heuristics when answering (Croucher et al., 2002; Bertamini et al., 2003; Savardi et al., 2010). Sometimes one may focus on the fact that there is an image on the mirror, and just like for an image on a photograph, as long as one can see the mirror so the image should be visible. Other times the mirror is thought as capturing some extent of the space in front of the mirror itself. In both cases the role for the viewpoint is not factored in correctly or at all. As a consequence people tend to overestimate what is visible with a mirror, partly because they assume information is available from many different viewpoints. This is true in children as well as adults, although the bias gets stronger with development, as is the case also for intuitive beliefs about motion (Bertamini & Wynne, 2009; Kaiser, Proffitt, & McCloskey, 1985).

Bertamini et al. (2010) used a top-down map and participants had to evaluate what parts of a room was visible to an observer. The position of the observer was drawn simply as a circle. On the wall behind the observer there were nine small lines described as nails in the wall. Participants had to circle all the nails visible to the observer.

Because of the role of the viewpoint, when the position of the observer was to the left of the mirror she could see the nails to the right, and when the observer was to the right she could see the nails to the left. From the position in front of the mirror she could see the nails in the middle. This is a task about what objects can be seen, assuming free exploratory gaze movements.

There was a strong trend in the direction of selecting nails in the centre of the room. This is evidence that the viewpoint is not properly taken into account. Bertamini (2014) confirmed the difficulty of taking another viewpoint into account when reasoning about mirrors. The task was adapted so that the question was about which carriages of a train were visible. The reason was to compare a situation where the question is directly about what can be seen, and a question about what could be seen after movement by the train. A mirror and a window condition were compared. Results confirmed an additional cost in reasoning about mirrors compared to windows.

A study comparing the viewpoint of a person and a camera

The study was conducted using a top down map of a rectangular room. The stimuli are shown in Figure 1. For one group of participants there was a simple drawing in the room described as a person. For another group the viewpoint was described as a camera that had been positioned to take a photograph. On the one hand it may be easier to adopt the viewpoint of another person. In this case performance should be better for the Person condition. On the other hand a camera may provide a more objective task, focused on viewing angle rather than a personal memory of a scene. If so, performance should be better for the Camera condition. Geometrically the conditions are comparable, and therefore a conservative prediction is that there will be no difference between Person and Camera.

By comparing a person to a camera we will learn something about the process of evaluating someone else's perceptive (Samson et al. 2010). The claim that allocentric information is available to perception is controversial (e.g., Wilson et al. 2017). What is novel in this study is that we are focusing on allocentric information for reasoning rather than perception.

Experiment

The study was conducted using top down diagram of a room. The room had a rectangular shape like that in Experiment 5 in Bertamini et al. (2010), and the task was similar to the task used in Bertamini (2014). Participants were assigned to one of two groups. For one group (N=54) the observer was described as a person and drawn as a simplified manikin with a few ellipses (see Figure 1). For another group (N=54) the viewpoint was described as a camera that had been positioned to take a photograph.

Method

Participants.

One hundred and eight individuals took part in the experiment (age range: 18 - 54; 53 females). All participants were unaware of the purpose of the study at the time they were tested. The experiment was approved by the Ethics Committee of the University of Liverpool and was conducted in accordance with the Declaration of Helsinki (2008).




Figure 1. All stimuli. The factors were the type of object (Person or Camera) the position (Left Middle and Right) the size of the mirror (Small and Large). Therefore there were 12 conditions each reproduced on a separate A4 page.

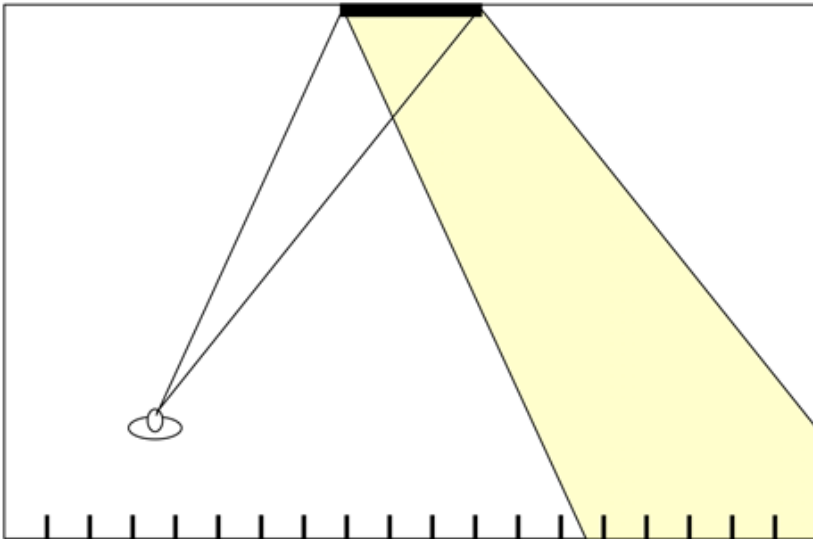


Figure 2. Illustration of the correct answer for one of the stimuli. The five nails on the right are visible when the observer is standing on the left in the room. For the smaller mirror only four nails would be visible.

Design and Procedure.

The stimuli were diagrams printed on A4 paper. They depicted a top-down view of a room. The images are shown in Figure 2. Each observer saw all three positions of where the person or object was placed (Left Middle and Right) and two sizes (Small and Large) of the mirror. Therefore they saw and responded to six questions on six separate A4 sheets of paper. The variable type of object (Camera or Person) was a between subject factor, and therefore each person saw only one type.

Each participant was tested individually. They were given the relevant A4 paper diagram and an explanation of the map. They were told to imagine what the individual represented in the scene would see. The individual was free to look in any direction. For the camera they were told that a person would set the camera and it could point it in any direction, although the location could not change. This is important because the angle of view of a camera may be considerably narrower than that of a human observer. In particular if one were to assume a 50mm lens and a 35mm film the angle of view would be approximately 40 deg (horizontally). The task was to decide which nails would be visible reflected in the mirror, and to circle them with a pen on the paper.

Results and Discussion

Figure 3 displays the overall number of times each nail was circled for each condition (e.g. the frequency bar would be 54 units high if a nail was selected by all the participants in that condition). Conditions are organised as in Figure 1.

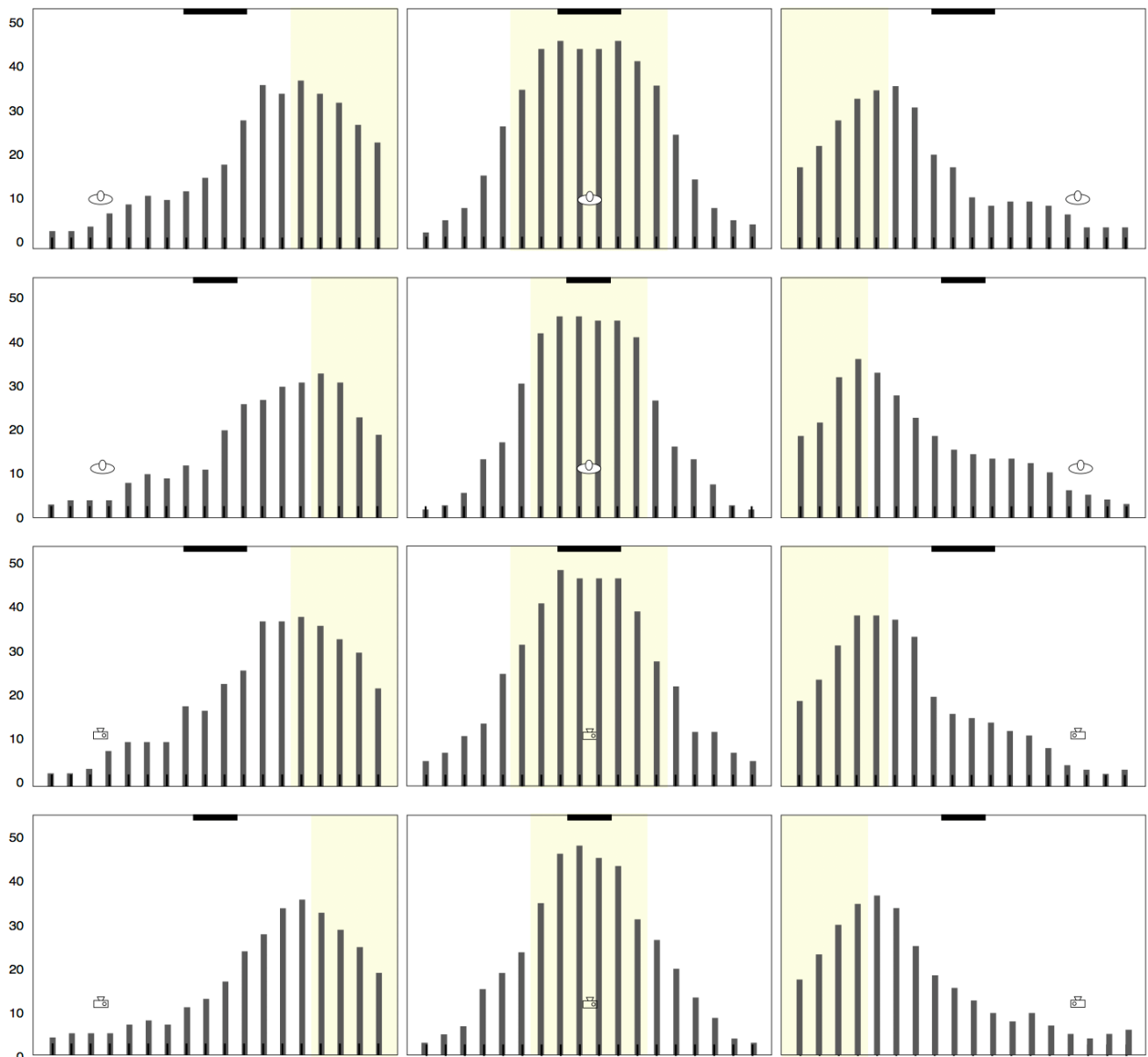


Figure 3. Illustration of the how often each nail was selected by participants for each of the condition of Figure 1. Therefore the scale has a maximum of 54 (the sample size). The yellow shading shows the correct response.

The first statistical analysis was based on proportion of correct answers according to a *strict criterion*. That is, how often the correct nails and *only* the correct nails were circled. According to this test percentage of correct responses were on average 10.1% for the Person and 4.3% for the Camera. The results are shown in figure 4. As the criterion is strict, we are more interested in the relative differences between conditions. We performed a mixed ANOVA with Size (Large and Small) and Position (Left, Middle, and Right) as within-subjects factors, and Object (Person, Camera) as the between factor. There was a significant main effect of Object ($F(1,106)=4.59, p<0.05, \text{partial } \eta^2=0.04$). This result shows that the percentage of correct responses was significantly higher for the Person than for the Camera. There was also a main effect of Position ($F(2,212)=13.44, p<0.01, \text{partial } \eta^2=0.11$) but no effect of Size and no interactions. A pairwise comparison showed a significant difference between the Left and Middle and the Right and Middle levels of the Position variable ($p. < 0.001$) but there was

no significant difference between the Left and Right conditions ($p = 0.26$). Note that if the difficulty with the camera was linked to the narrower field of view the problem would be confined to the left and right positions thus producing an interaction between Object and Position, but there was no evidence of such interaction.

In some cases, especially when the viewpoint was in the centre, the responses had a gap, suggesting that participants assumed that the person or the camera hid some nails. We analysed the data after an interpolation; specifically, we included those nails as if they had been circled. The overall difference compared to the first analysis was small (10.5% for the Person and 4.3% for the Camera) and the statistical tests confirmed the same effects [Object main effect ($F(1,106)=5.51$, $p<0.05$, partial $\eta^2=0.05$; Position main effect ($F(2,212)=14.6$, $p<0.01$, partial $\eta^2=0.12$; Size main effect and all interactions n.s. ($p>0.05$)].

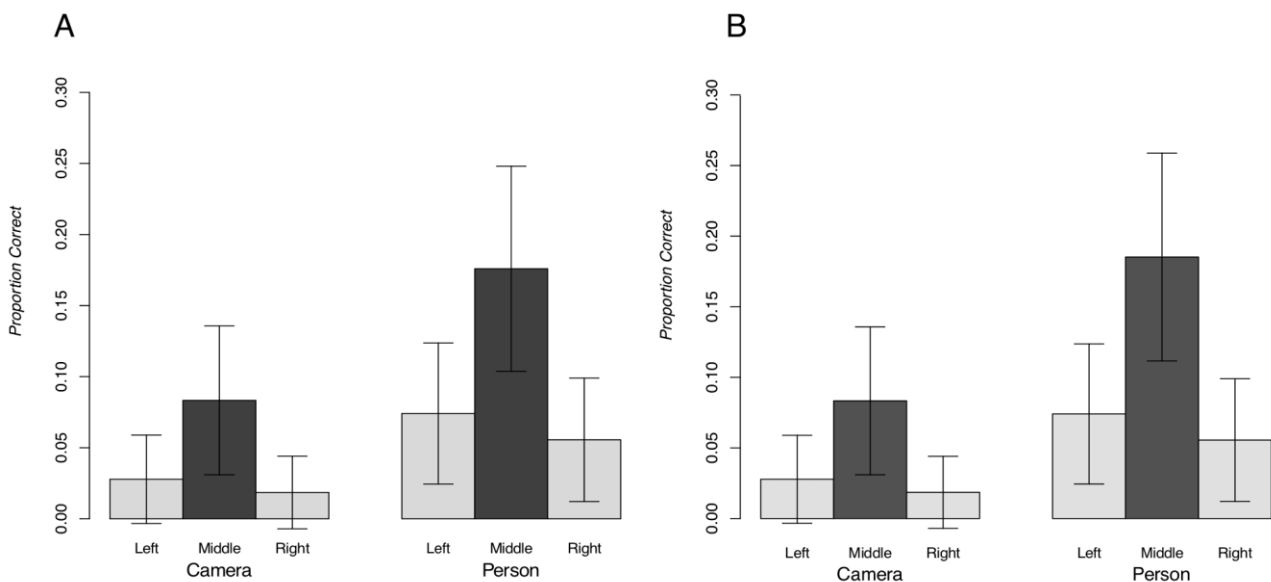


Figure 4. (Left) For each of the three positions the graphs show the overall proportion of correct responses as a function of the type of object. (Right) The same graph after interpolation, meaning that if there was a gap in the selected nails we counted also the missing nails in the gap (see text for details).

Next we analysed the total number of nails circled, and in particular we computed the total number selected minus the correct total number of nails that needed to be circled. Therefore, this index will be zero if there is no overestimation or underestimation, negative values represent an underestimation and positive values indicate an overestimation. We first performed multiple t-tests for each condition. As can be seen in figure 4, there was an overestimation in all conditions ($p<0.008$). This result supports previous findings because there is a tendency to overestimate what is visible in a mirror (Bertamini, Spooner & Hecht, 2003; Croucher et al., 2002).

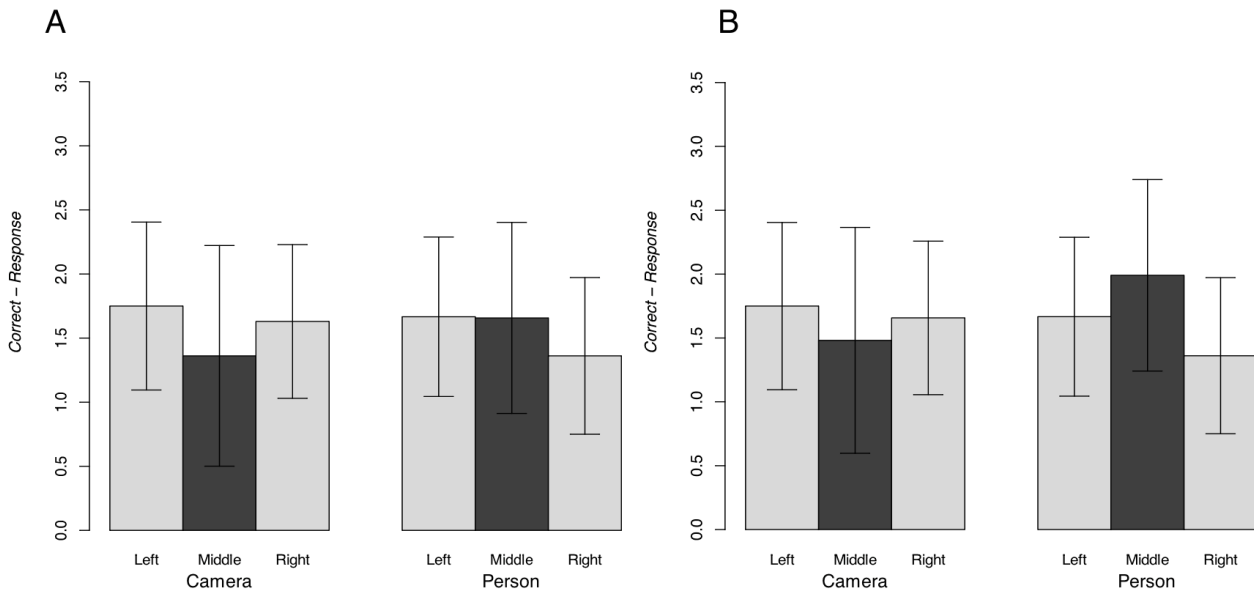


Figure 5. (A) For each of the three positions the graphs show the average overestimation as a function of the type of object. (B) Same information after interpolation.

On the data about overestimation we performed a mixed ANOVA with Size (Large and Small) and Position (Left, Middle, and Right) as within-subjects factors, and Object (Person and Camera) as the between factor. There were no significant main effects or interactions, indicating that the overestimation was a general tendency.

The first two analyses were about accuracy (proportion correct) and overestimation (total number of nails circled by the participants minus the correct number). The third analysis is about how much responses were shifted to the right and to the left, and we call this eccentricity. To perform this latter analysis, we weighted each nail from -9 to 9 (left to right) and computed a weighted mean. For the three positions and two sizes of the mirrors there are expected values of eccentricity. In particular when the object was on the left the expected response is to select nails on the right, when the object was on the right the expected response is to select nails on the right, and when the object was in the middle there should be no eccentricity in the response.

Results are reported in figure 6. The lines connect the expected values, which given the weights varied between -35 and 35 for the large mirror and between -30 and 30 for the small mirror. These lines are the reference against which we can interpret the actual eccentricity of the responses. The graphs show that on average participants underestimate how much to the left and to the right they should select the nails. In other words there is a tendency to select nails in the middle of the room.

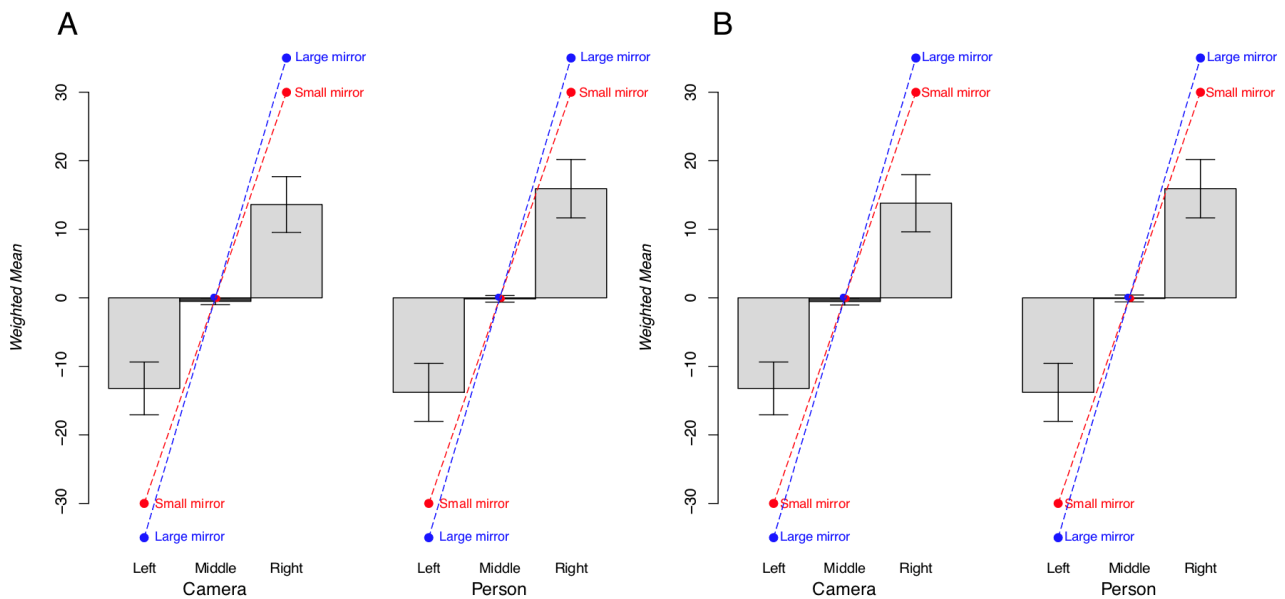


Figure 6. (A) For each of the three positions the graphs show the eccentricity. Lines connect the values of the correct eccentricity for the Large mirror (blue line) and the Small mirror (red line). (B) The graph shows the same analysis after interpolation.

We performed a mixed ANOVA on the eccentricity data with Size (Large and Small) and Position (Left, Middle, and Centre) as within-subjects factors, and Object (Person and Camera) as the between factor. There was a significant main effect of Position ($F(2,106)=51.52$, $p<0.01$, partial $\eta^2=0.33$), and a significant interaction between Position and Size ($F(2,212)=5.62$, $p<0.01$, partial $\eta^2=0.05$). Main effects of Size and Object as well as the other interactions were non-significant ($p>0.05$).

As we did in the previous analyses, we considered the Eccentricity after interpolation. Overall the pattern was not changed and statistical tests confirmed the same effects of Position ($F(2,106)=51.68$, $p<0.01$, partial $\eta^2=0.33$), and the interaction between Position and Size ($F(2,212)=5.7$, $p<0.01$, partial $\eta^2=0.05$). The main effects of Size and Object as well as other interactions were not significant ($p>0.05$).

Discussion

We measured people's ability to judge what is visible in a mirror from a given viewpoint. The task was based on a map representing a top-down view of a room. Although visibility is related to line of sight, in the case of a mirror this strategy is not available. One strategy is to work out geometrically angle of incidence and angle of reflection, something students do remember (Croucher et al., 2002), the other is to remember similar situations from experience. Despite these two possible strategies, people have a bias towards thinking that what is visible in a mirror is what is in front of the mirror itself. This bias was present in our results but it was not as strong as in the original study (Bertamini et al., 2010).

The within-subjects design in which three different viewpoints were presented to each observer may have contributed to this.

These studies focus on the role of viewpoint. The task is, therefore, not directly related to the size of the visual field, which is the region of the world visible during one fixation (Howard & Rogers, 1995). Also interesting, but not directly related to this task, is the debate on the difference between visual space and physical space (Baldwin, Burleigh, Pepperell, & Ruta, 2016; Hatfield, 2003; Indow, 2004; Koenderink & van Doorn, 2008).

The novel factor in this study was a comparison between what a person can see and what a camera can capture. We analysed three aspects of the data, accuracy (proportion correct), overestimation (total number of nails selected compared to the expected total), and eccentricity (how far to the left and to the right the responses were spread). There was a clear overestimation, of how much of the back wall was visible in the reflection. However, this overestimation was true across conditions and equally strong for Person and for Camera. There was also a clear pattern of errors in terms of eccentricity. The part of the room that was judged to be visible was shifted toward the middle, and the responses did not extend sufficiently to the left and to the right side. Even in this case, however, this pattern was similar for Person and for Camera. It was only in terms of accuracy that we found a difference between Person and Camera, because there were more errors for the Camera.

The difficulty that many people have with reasoning about mirrors is also at the origin of The Venus effect (Bertamini, Latto, & Spooner, 2003; Bertamini et al. 2010). This effect arises in situations where an observer looks at a scene in which a person is present together with a mirror, and the observer can see the person directly as well as the person's image reflected in the mirror. The observer often believes that the person can see a reflection of her face, even when this is not possible given the layout. The Venus effect suggests a difficulty by the observer to notice when another individual is looking at them using a mirror. This is surprising given the human ability to interact with mirrors (Keenan, Gallup, & Falk, 2003), and in particular given that sensitivity to gaze direction is very good, especially the ability to know whether another person is making eye contact (Gamer & Hecht, 2007; Gibson & Pick, 1963).

It is interesting that for our participants taking the perspective of a person was easier than reasoning about what would be captured by a camera. This may be due to the greater familiarity of the task when the question describes a person, although taking images with a camera is also an everyday task. Alternatively it could be a form of allocentric intrusion with respect to spatial reasoning.

The literature on social perspective-taking argues that taking a perspective is a social process (Samson et al., 2010; Nielsen et al., 2015). It could be argued that the task was relatively easier for the person condition because the person is a social entity, with a biological viewpoint, whilst the camera has an artificial viewpoint, which rules out the social component of the perspective-taking. Indeed,

according to the social perspective taking, taking a different viewpoint than our own depends on 1) the property of the different point of being able to see (mental state attribution; Samson et al. 2010; Furlanetto et al., 2016; Nuku & Bekkering, 2008; Teufel, Alexis, Clayton & Davis, 2010); 2) the extent to which the different point of view is social in nature (social relevance; Nielsen et al., 2015); 3) the explicit attribution to the different point of view of social characteristics; that is, knowing that in that specific location there is a person rather than an object (social attribution; Capozzi, Cavallo, Furlanetto & Becchio, 2014). The social perspective-taking theory has been applied to interpret the Reflexive Shift of Attention (RAS) phenomenon: the attentional interference occurring when our viewpoint is incongruent with a different viewpoint. However, Wilson et al. (2017) have argued that the social interpretation of RAS is not necessary and that perceptual mechanisms are sufficient (see also Cole et al., 2015).

The results of this study may provide a compromise between the social and perceptual interpretations of perspective taking. Unlike the experiments conducted on RAS, the current study did not take into consideration attentional processes, rather it involved reasoning mechanisms. It may therefore be speculated that social mechanisms are involved in perspective taking but in people's reasoning rather than in automatic attention allocation.

References

- Apperly, I. A., Samson, D., & Humphreys, G. W. (2009). Studies of adults can inform accounts of theory of mind development. *Developmental Psychology, 45*, 190–201.
- Baldwin, J., Burleigh, A., Pepperell, R., & Ruta, N. (2016). The perceived size and shape of objects in peripheral vision. *i-Perception, 7*(4).
- Bertamini, M. (2014). Understanding what is visible in a mirror or through a window before and after updating the position of an object. *Frontiers in Human Neuroscience, 8*, 476.
- Bertamini, M. & Wynne, L.A. (2009). The tendency to overestimate what is visible in a planar mirror amongst adults and children. *The European Journal of Cognitive Psychology, 22*, 516 - 528.
- Bertamini, M. Lawson, R. Jones, L. & Winters, M. (2010). The Venus effect in real life and in photographs. *Attention Perception & Psychophysics, 72*, 1948-1964.
- Bertamini, M., & Parks, T.E. (2005). On what people know about images on mirrors. *Cognition, 98*, 85-104.
- Bertamini, M., Latto, R., & Spooner, A. (2003). The Venus effect: people's understanding of mirror reflections in paintings. *Perception, 32*, 593-599.
- Bertamini, M., Spooner, A., & Hecht, H. (2003). Naive optics: Predicting and perceiving reflections in mirrors. *Journal of Experimental Psychology: Human Perception & Performance, 29*, 982-1002. doi: 10.1037/0096-1523.29.5.982
- Capozzi, F., Cavallo, A., Furlanetto, T., & Becchio, C. (2014). Altercentric intrusions from multiple perspectives: beyond dyads. *PloS One, 9*(12), e114210.
- Cole, G. G., Smith, D. T., & Atkinson, M. A. (2015). Mental state attribution and the gaze cueing effect. *Attention, Perception & Psychophysics, 77*(4), 1105–1115.
- Croucher, C.J., Bertamini, M., & Hecht, H. (2002). Naive optics: Understanding the geometry of mirror reflections. *Journal of Experimental Psychology: Human Perception and Performance, 28*, 546-562. doi:10.1037//0096-1523.28.3.546
- Furlanetto, T., Becchio, C., Samson, D., & Apperly, I. (2016). Altercentric interference in level 1 visual perspective taking reflects the ascription of mental states, not submentalizing. *Journal of Experimental Psychology: Human Perception and Performance, 42*(2), 158–163.
- Gamer, M. & Hecht, H. (2007). Are you looking at me? Measuring the cone of gaze. *Journal of Experimental Psychology: Human Perception and Performance, 33*(3), 705-715.
- Gibson, J. J., & Pick, A. D. (1963). Perception of another person's looking behavior. *American Journal of Psychology, 76*, 386–394
- Hatfield, G. (2003). Representation and constraints: The inverse problem and the structure of visual space. *Acta Psychologica, 114*, 335–378.
- Indow, T. (2004). *The global structure of visual space*. New York, NY: World Scientific.

- Kaiser, M., Proffitt, D., & McCloskey, M. (1985). The development of beliefs about falling objects. *Perception & Psychophysics*, 38(6), 533-539.
- Keenan, J. P., Gallup, G. G., and Falk, D. (2003). *The face in the mirror: The search for the origins of consciousness*. HarperCollins Publishers.
- Koenderink, J. & van Doorn, A. (2008). The structure of visual spaces. *Journal of mathematical imaging and vision*, 31(2-3), 171.
- Moore, C., Jarrold, C., Russell, J., Lumb, A., Sapp, F., & MacCallum, F. (1995). Conflicting desire and the child's theory of mind. *Cognitive Development*, 10, 467-482.
- Nielsen, M. K., Lance, S., Levy, J. P., & Amanda, H. (2015). Inclined to see it your way: Do altercentric intrusion effects in visual perspective taking reflect an intrinsically social process? *The Quarterly Journal of Experimental Psychology*, 68(10), 1931-1951.
- Nuku, P., & Bekkering, H. (2008). Joint attention: Inferring what others perceive (and don't perceive). *Consciousness and Cognition*, 17(1), 339-349.
- Piaget, J., & Inhelder, B. (1956). *The Child's Conception of Space*. London: Routledge & Kegan Paul.
- Piaget, J., & Inhelder, B. (1967). *The child's conception of space*. New York: W. W. Norton.
- Samson, D., Apperly, I. A., Braithwaite, J. J., Andrews, B. J., & Bodley Scott, S. E. (2010). Seeing it their way: evidence for rapid and involuntary computation of what other people see. *Journal of experimental psychology. Human perception and performance*, 36(5), 1255-1266.
doi:10.1037/a0018729
- Santesteban, I., Catmur, C., Hopkins, S. C., Bird, G., & Heyes, C. (2014). Avatars and arrows: Implicit mentalizing or domain-general processing? *Journal of Experimental Psychology. Human Perception and Performance*, 40(3), 929.
- Savardi, U. Bianchi, I. & Bertamini, M. (2010). Naive predictions of motion in mirrors. From what we see to what we expect reflections to do. *Acta Psychologica*, 134, 1-15.
- Teufel, C., Alexis, D. M., Clayton, N. S., & Davis, G. (2010). Mental- state attribution drives rapid, reflexive gaze following. *Attention, Perception, & Psychophysics*, 72, 695-705.
- Wilson, C.J, Soranzo, A., & Bertamini, M. (2017). Attentional interference is modulated by salience not sentence. *Acta Psychologica*, 178, 56-65.