

Meeting sustainable development goals via robotics and autonomous systems

GUENAT, Solène <<http://orcid.org/0000-0002-2077-405X>>, PURNELL, Phil <<http://orcid.org/0000-0002-6099-3804>>, DAVIES, Zoe G. <<http://orcid.org/0000-0003-0767-1467>>, NAWRATH, Maximilian <<http://orcid.org/0000-0002-1307-3394>>, STRINGER, Lindsay C. <<http://orcid.org/0000-0003-0017-1654>>, BABU, Giridhara Rathnaiah <<http://orcid.org/0000-0003-4370-8933>>, BALASUBRAMANIAN, Muniyandi, BALLANTYNE, Erica E. F. <<http://orcid.org/0000-0003-4665-0941>>, BYLAPPA, Bhuvana Kolar <<http://orcid.org/0000-0002-7108-7524>>, CHEN, Bei <<http://orcid.org/0000-0002-5084-1890>>, DE JAGER, Peta, DEL PRETE, Andrea, DI NUOVO, Alessandro <<http://orcid.org/0000-0003-2677-2650>>, EHI-EROMOSELE, Cyril O., ESKANDARI TORBAGHAN, Mehran <<http://orcid.org/0000-0001-6069-6108>>, EVANS, Karl L. <<http://orcid.org/0000-0002-3492-8072>>, FRAUNDORFER, Markus <<http://orcid.org/0000-0002-5446-9635>>, HAOUAS, Wissem, IZUNOBI, Josephat U. <<http://orcid.org/0000-0002-6315-4969>>, JAUREGUI-CORREA, Juan Carlos <<http://orcid.org/0000-0002-8961-103X>>, KADDOUH, Bilal Y., LEWYCKA, Sonia, MACINTOSH, Ana C. <<http://orcid.org/0000-0002-0064-6157>>, MADY, Christine <<http://orcid.org/0000-0003-2808-8705>>, MAPLE, Carsten, MHIRET, Worku N., MOHAMMED-AMIN, Rozhen Kamal <<http://orcid.org/0000-0001-8931-8645>>, OLAWOLE, Olukunle Charles <<http://orcid.org/0000-0003-0961-2823>>, OLUSEYI, Temilola <<http://orcid.org/0000-0002-5722-3403>>, ORFILA, Caroline <<http://orcid.org/0000-0003-2564-8068>>, OSSOLA, Alessandro <<http://orcid.org/0000-0002-0507-6026>>, PFEIFER, Marion <<http://orcid.org/0000-0002-6775-3141>>, PRIDMORE, Tony, RIJAL, Moti L. <<http://orcid.org/0000-0002-1275-9650>>, REGA-BRODSKY, Christine C. <<http://orcid.org/0000-0002-3483-1465>>, ROBERTSON, Ian D. <<http://orcid.org/0000-0003-1522-2071>>, ROGERS, Christopher D. F., ROUGÉ, Charles <<http://orcid.org/0000-0003-1374-4992>>, RUMANAY, Maryam B. <<http://orcid.org/0000-0003-3463-336X>>, SEELETSO, Mmabaledi K., SHAQURA, Mohammed Z., SURESH, L. M. <<http://orcid.org/0000-0001-6438-6502>>, SWEETING, Martin N. <<http://orcid.org/0000-0002-4217-8929>>, TAYLOR BUCK, Nick, UKWURU, M. U. <<http://orcid.org/0000-0002-8670-1929>>, VERBEEK, Thomas <<http://orcid.org/0000-0002-4669-2685>>, VOSS, Hinrich <<http://orcid.org/0000-0002-0691-4706>>, WADUD, Zia <<http://orcid.org/0000-0003-2692-8299>>, WANG, Xinjun <<http://orcid.org/0000-0003-0732-5716>>, WINN, Neil <<http://orcid.org/0000-0003-0732-5716>>

0001-8531-3038> and DALLIMER, Martin <<http://orcid.org/0000-0001-8120-3309>>

Available from Sheffield Hallam University Research Archive (SHURA) at:

<https://shura.shu.ac.uk/30367/>

This document is the Published Version [VoR]

Citation:

GUENAT, Solène, PURNELL, Phil, DAVIES, Zoe G., NAWRATH, Maximilian, STRINGER, Lindsay C., BABU, Giridhara Rathnaiah, BALASUBRAMANIAN, Muniyandi, BALLANTYNE, Erica E. F., BYLAPPA, Bhuvana Kolar, CHEN, Bei, DE JAGER, Peta, DEL PRETE, Andrea, DI NUOVO, Alessandro, EHI-EROMOSELE, Cyril O., ESKANDARI TORBAGHAN, Mehran, EVANS, Karl L., FRAUNDORFER, Markus, HAOUAS, Wissem, IZUNOBI, Josephat U., JAUREGUI-CORREA, Juan Carlos, KADDOUH, Bilal Y., LEWYCKA, Sonia, MACINTOSH, Ana C., MADY, Christine, MAPLE, Carsten, MHIRET, Worku N., MOHAMMED-AMIN, Rozhen Kamal, OLAWOLE, Olukunle Charles, OLUSEYI, Temilola, ORFILA, Caroline, OSSOLA, Alessandro, PFEIFER, Marion, PRIDMORE, Tony, RIJAL, Moti L., REGA-BRODSKY, Christine C., ROBERTSON, Ian D., ROGERS, Christopher D. F., ROUGÉ, Charles, RUMANÉY, Maryam B., SEELETSO, Mmabaledi K., SHAQURA, Mohammed Z., SURESH, L. M., SWEETING, Martin N., TAYLOR BUCK, Nick, UKWURU, M. U., VERBEEK, Thomas, VOSS, Hinrich, WADUD, Zia, WANG, Xinjun, WINN, Neil and DALLIMER, Martin (2022). Meeting sustainable development goals via robotics and autonomous systems. *Nature Communications*, 13: 3559. [Article]

Copyright and re-use policy

See <http://shura.shu.ac.uk/information.html>

Meeting sustainable development goals via robotics and autonomous systems

Solène Guenat^{1,2}, Phil Purnell³, Zoe G. Davies⁴, Maximilian Nawrath¹, Lindsay C. Stringer⁵, Giridhara Rathnaiah Babu⁶, Muniyandi Balasubramanian⁷, Erica E. F. Ballantyne⁸, Bhuvana Kolar Bylappa⁹, Bei Chen¹⁰, Peta De Jager¹¹, Andrea Del Prete¹², Alessandro Di Nuovo¹³, Cyril O. Ehi-Eromosele¹⁴, Mehran Eskandari Torbaghan¹⁵, Karl L. Evans¹⁶, Markus Fraundorfer¹⁷, Wissem Haouas¹⁸, Josephat U. Izunobi¹⁹, Juan Carlos Jauregui-Correa²⁰, Bilal Y. Kaddouh²¹, Sonia Lewycka²², Ana C. MacIntosh²³, Christine Mady²⁴, Carsten Maple²⁵, Worku N. Mhired²⁶, Rozhen Kamal Mohammed-Amin²⁷, Olukunle Charles Olawole²⁸, Temilola Oluseyi¹⁹, Caroline Orfila²⁹, Alessandro Ossola³⁰, Marion Pfeifer³¹, Tony Pridmore³², Moti L. Rijal³³, Christine C. Rega-Brodsky³⁴, Ian D. Robertson³⁵, Christopher D. F. Rogers¹⁵, Charles Rougé³⁶, Maryam B. Rumaney³⁷, Mmabaledi K. Seeletso³⁸, Mohammed Z. Shaqura²¹, L. M. Suresh³⁹, Martin N. Sweeting⁴⁰, Nick Taylor Buck⁴¹, M. U. Ukwuru⁴², Thomas Verbeek¹⁰, Hinrich Voss⁴³, Zia Wadud⁴⁴, Xinjun Wang⁴⁵, Neil Winn¹⁷ & Martin Dallimer¹

Robotics and autonomous systems are reshaping the world, changing healthcare, food production and biodiversity management. While they will play a fundamental role in delivering the UN Sustainable Development Goals, associated opportunities and threats are yet to be considered systematically. We report on a horizon scan evaluating robotics and autonomous systems impact on all Sustainable Development Goals, involving 102 experts from around the world. Robotics and autonomous systems are likely to transform how the Sustainable Development Goals are achieved, through replacing and supporting human activities, fostering innovation, enhancing remote access and improving monitoring. Emerging threats relate to reinforcing inequalities, exacerbating environmental change, diverting resources from tried-and-tested solutions and reducing freedom and privacy through inadequate governance. Although predicting future impacts of robotics and autonomous systems on the Sustainable Development Goals is difficult, thoroughly examining technological developments early is essential to prevent unintended detrimental consequences. Additionally, robotics and autonomous systems should be considered explicitly when developing future iterations of the Sustainable Development Goals to avoid reversing progress or exacerbating inequalities.

The Sustainable Development Goals (SDGs) were developed as an internationally agreed “plan of action for people, planet and prosperity”¹. The 17 goals (Fig. 1) and 169 targets cover a wide range of ideals, from ending poverty and improving water sanitation to promoting peace, justice and strong institutions¹. Many of the targets are interconnected with the possibility of co-benefits, but there is also potential for trade-offs, where the progress towards one SDG might hinder progress towards another². Meeting the SDGs will require investments across society^{3–5}, combining government-, civil society- and private sector-led actions^{1,3,6}. As of early 2020, insufficient progress was being made towards meeting the SDGs by 2030¹. For instance, actions were still needed to curtail inequalities within and between countries, reduce hunger or lower carbon emissions⁷. The coronavirus pandemic has also stalled some previous progress by, for example, pushing an extra 124 million people into poverty and exacerbating health inequalities⁷.

Technological advancements have profoundly altered how economies operate and how people, society and environments inter-relate. A critical innovation is the emergence of robotics and automatic systems (RAS)⁸, with the ability to sense, analyse, interact with and manipulate their physical environment with minimal human intervention⁹. Globally, RAS are projected to be adopted by 60% of companies by 2025¹⁰. Their deployment is expected to change decision making-processes and the

way humans interact with one another, governments, and the environment^{11,12}.

Mobilising digital technology, such as RAS, could significantly facilitate the achievement of the SDGs⁸. For instance, artificial intelligence has the potential to enable delivery of 134 SDG targets across all SDGs, through mechanisms such as supporting resource efficiency in smart cities and improving modelling of climate change impacts¹². SDGs can also be inhibited by artificial intelligence, with 59 targets impacted, particularly those centred on poverty, education and inequalities¹². The limited information that is available regarding how RAS may impact the SDGs tends to centre on individual SDGs. Positive impacts include how RAS can improve health through surgical procedures enhancements¹³ and integrated nursing care¹⁴, transform agriculture through changes in weed control practices¹⁵, and contribute to biodiversity conservation through the control of invasive species^{16–18}. There is also some concern about how RAS could change the job market^{19,20}, influence pollution and waste²¹, be detrimental to biodiversity conservation by directly replacing living components of nature, such as pollinators²², and could increase carbon emissions from transport if implemented too widely²³. Additionally, we have no systematic understanding of how RAS may impact society and the environment, nor how they might facilitate or impede the delivery of the SDGs as a whole. Indeed, plans to address SDGs rarely account for the potential of RAS which, in turn, are developed with little consideration of the SDGs²⁴.


















Number	Icon	Name	Text
1		No poverty	End poverty in all its forms everywhere
2		Zero hunger	End hunger, achieve food security and improved nutrition and promote sustainable agriculture
3		Good health and well-being	Ensure healthy lives and promote well-being for all at all ages
4		Quality education	Ensure inclusive and equitable quality education and promote lifelong learning opportunities for all
5		Gender equality	Achieve gender equality and empower all women and girls
6		Clean water and sanitation	Ensure availability and sustainable management of water and sanitation for all
7		Affordable and clean energy	Ensure access to affordable, reliable, sustainable and modern energy for all
8		Decent work and economic growth	Promote sustained, inclusive and sustainable economic growth, full and productive employment and decent work for all
9		Industry, innovation and infrastructure	Build resilient infrastructure, promote inclusive and sustainable industrialization and foster innovation
10		Reduced inequalities	Reduce inequality within and among countries
11		Sustainable cities and communities	Make cities and human settlements inclusive, safe, resilient and sustainable
12		Responsible consumption and production	Ensure sustainable consumption and production patterns
13		Climate action	Take urgent action to combat climate change and its impact
14		Life below water	Conserve and sustainably use the oceans, seas and marine resources for sustainable development
15		Life on land	Protect, restore and promote sustainable use of terrestrial ecosystems, sustainably manage forests, combat desertification, and halt and reverse land degradation and halt biodiversity loss
16		Peace, justice and strong institutions	Promote peaceful and inclusive societies for sustainable development, provide access to justice for all and build effective, accountable and inclusive institutions at all levels
17		Partnerships for the goals	Strengthen the means of implementation and revitalize the Global Partnership for Sustainable Development

Fig. 1 The 17 Sustainable Development Goals as presented by the United Nations¹ (<https://www.un.org/sustainabledevelopment/>), with their numbers, icons, titles and full text. Descriptions of the targets are given in Supplementary Figs. 3–11. The content of this publication has not been approved by the United Nations and does not reflect the views of the United Nations or its officials or Member States.

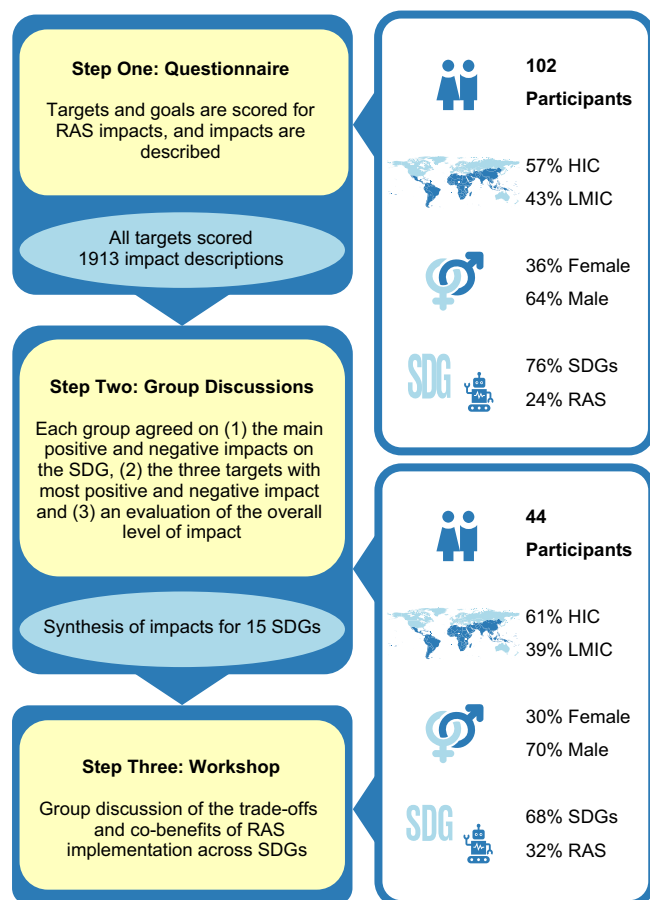


Fig. 2 Horizon scan process used to identify the opportunities and threats from robotics and autonomous systems (RAS) deployment for the Sustainable Development Goals (SDG). The horizon scan comprised of a three steps process including an online questionnaire, a group synthesis exercise and a workshop. HIC high-income countries, LMIC low and middle-income countries.

Here we report the findings of an online horizon scan to evaluate the future key opportunities and threats associated with RAS in relation to all SDGs, as well as the potential for co-benefits and trade-offs among different SDGs linked to RAS implementation. Horizon scans are not conducted to fill knowledge gaps in the conventional research sense but are used to explore emerging trends and developments with the intention of fostering innovation and facilitating proactive responses by researchers, managers, policymakers and other stakeholders²⁵. Using a structured and iterative survey (Fig. 2), designed to involve a large range of participants and a diversity of perspectives, we systematically collated and synthesized knowledge from 102 experts. The experts were based in 23 countries and their combined research expertise was global in scope (Supplementary Fig. 1).

Results and discussion

Through content analysis of an online questionnaire (102 participants), group synthesis and workshop content (44 participants), we identified five key opportunities and four key threats (Fig. 3) that need to be considered while developing, deploying and governing RAS with respect to achieving or impeding the achievement of SDGs. We then quantified, based on a Likert scale, the positive and negative impact of RAS on each SDG, as well as the associated uncertainties.

Key opportunities to meet the SDGs using RAS. Two of the opportunities emphasised how RAS could either (1) replace or (2) support human activities in work, private and public realms. RAS were also deemed to have potential to (3) foster innovation by speeding up research and development, (4) enhance access by transforming transportation systems and enabling safer access to remote areas, and (5) improve monitoring to support and inform decision-making.

Fifty-eight percent of participants noted that autonomous tasks that transform the built and natural environment could contribute to SDGs covered by their expertise (Fig. 3), emphasizing the salience of this opportunity. As such, RAS would be replacing humans in activities that are unsafe, repetitive, or for which workforce recruitment and retention is difficult. Examples given by participants covered crop production; livestock and fisheries management; processing and packaging; waste and environmental management²⁶; eradication of invasive species¹⁸; treatment of quarantined patients; disinfecting/cleaning public spaces²⁷; laboratory work; and manufacturing, construction or repair of built infrastructure²⁸, including water management systems²⁹. The main advantages over current practices envisaged by the participants were improved infrastructure maintenance, as “the principles of using RAS in infrastructure are to reduce the size of defect that needs repairing by making frequent small repairs”, increased productivity, and reduced resource utilisation, potentially making goods and services more sustainable and/or cheaper.

The opportunity for supporting human activities was recognised by 31% of participants (Fig. 3), highlighting that this opportunity was less recognised. Participants highlighted that RAS might decrease human workloads where there is a shortage of workforce, such as in elderly care¹⁴. In health, participants suggested that RAS would enhance surgical practices¹³ and the physical movement of patients within healthcare facilities¹³. Additionally, they believed RAS might facilitate specific health screening activities, such as sexual health diagnostics, by distancing the human presence and the associated fear of judgment. Participants underlined how RAS could improve education³⁰ by offering everybody the opportunity of a quality education and vocational training, personalised according to their needs.

Participants highlighted that RAS could also contribute to supporting specific public and private needs, for example, by providing help in overcoming physical or cognitive limitations. Socially assistive robots such as Nao³¹, a humanoid robot intended to interact with humans in education and healthcare settings, are particularly likely to aid inclusivity by creating a “large amount of possibilities for physically impaired, autistic or vulnerable people”, including improving learning skills³² and providing a safe, protected environment in which “RAS can be reliable enabler companions [...] and monitoring systems for anyone (including women, children, older persons and persons with disabilities) in public spaces”.

RAS were perceived by 28% of participants as helping to achieve the SDGs by fostering innovation (Fig. 3). RAS were described as being “the leading edge of technology development, [...] based on the most advanced scientific knowledge and [...] developed for solving industrial challenges”. Participants believed that RAS would speed up the research process across sectors but, in particular, the efficiency in the development of drugs/vaccines and renewable energies. Participants also suggested that RAS-led entrepreneurship could encourage creativity, stimulate the creation of highly skilled jobs¹⁰, and lessen inequalities between countries through RAS technology transfer.

Forty-six percent of the participants suggested that RAS could contribute to progress towards the SDGs by enhancing access to

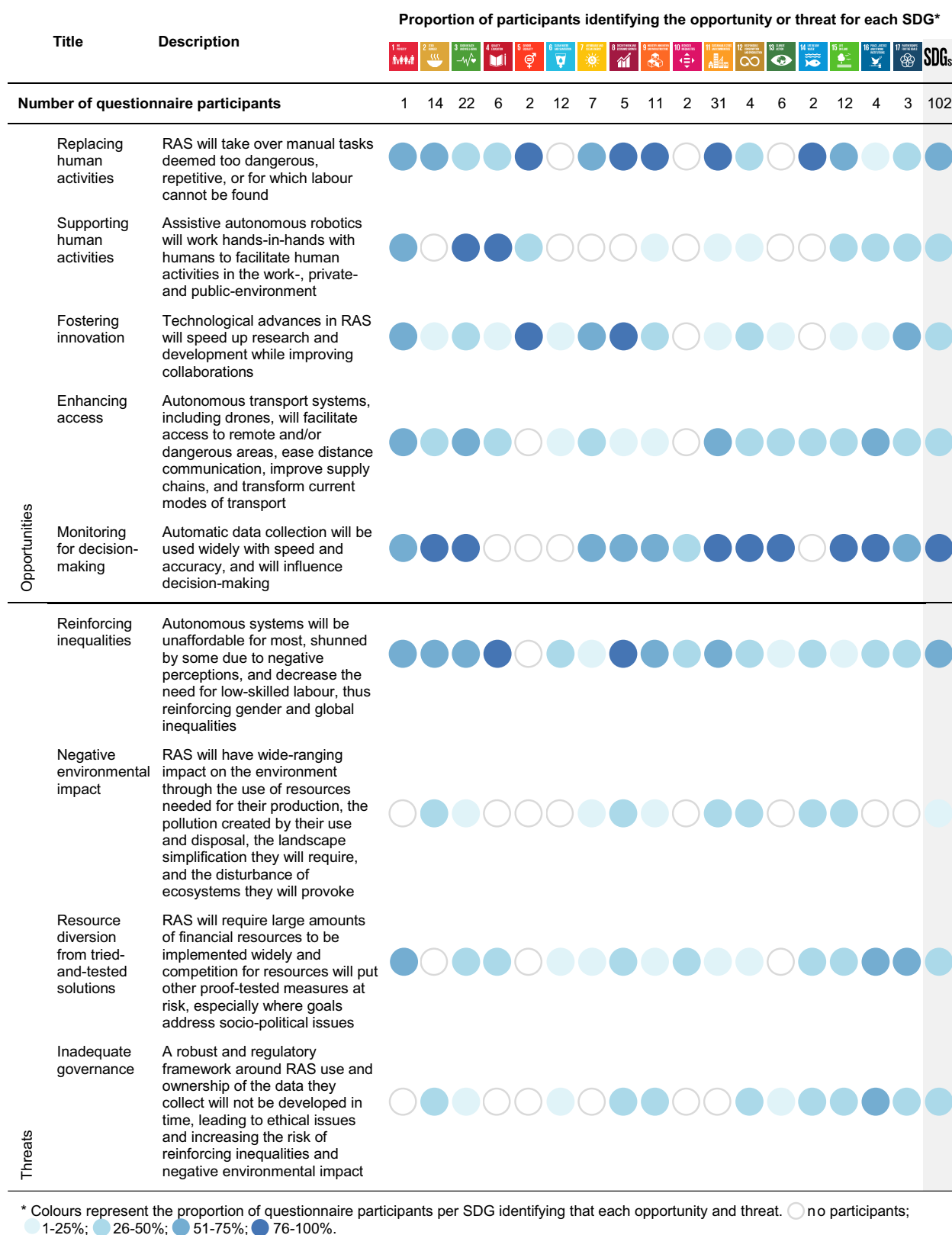


Fig. 3 Description of each opportunity and threat, with proportion of questionnaire participants identifying each, highlighting the level to which each opportunity or threat is considered relevant for the Sustainable Development Goal (SDG). See Fig. 1 and <https://www.un.org/sustainabledevelopment/> for SDG icon definitions and further information. The content of this publication has not been approved by the United Nations and does not reflect the views of the United Nations or its officials or Member States.

remote and/or dangerous areas, facilitating interactions at distance and transforming current modes of transport (Fig. 3). Participants noted that enhancing access could have implications for improving disaster relief, for instance, by providing ambulance services. RAS could also help those in remote areas to access basic services, with examples ranging from how “early childhood remote diagnosis and consultation may reduce mortality” to delivering medical supplies, blood or vaccines³⁸, or improving education³⁰. Furthermore, RAS could facilitate environmental conservation and research in inaccessible locations³⁹. Even in seemingly accessible locations such as cities, participants thought that RAS could manage features that are otherwise expensive, dangerous or difficult for humans to access, such as vertical farms⁴⁰ or green walls/roofs. The widespread uptake of autonomous vehicles has the potential to make roads safer while reducing the loss of unproductive time while driving⁴¹, which will impact how cities are planned⁴², with potentially positive implications for human well-being and the urban environment²¹.

RAS are already widely used for automated monitoring and data collection to support decision-making^{17,33–36} and this opportunity was mentioned by 78% of all participants, highlighting its salience (Fig. 3). Participants stated that autonomous monitoring would take place across many sectors including infrastructure³⁴, resource distribution, wildlife populations^{17,33}, water quality³⁷, global financial markets³⁵ and illegal fishing³⁶. Participants described such advances as critical to “provide [...] a good framework for assisted decision-making, planning and governance”. Additionally, participants suggested that the collection of big data facilitated by RAS would provide opportunities to “mak[e] massive public participation in [planning] easy and cost-effective”. Automated monitoring was felt to be faster, more responsive to change, more transparent and devoid of human errors compared to manual methods. Participants were, however, concerned that “monitoring per se isn’t actually going to deliver [actions towards the SDGs]”.

Key threats to achieving the SDGs because of RAS deployment.

Four threats were identified that could impede the achievement of the SDGs (Fig. 3), with participants noting that RAS implementation could (1) reinforce inequalities due to a lack of affordability and transformation of the job market, and (2) negatively affect the environment via novel forms of biodiversity disturbance, as well as through the manufacture and disposal of RAS throughout their lifecycle. We also identified concerns that RAS would (3) divert resources away from tried-and-tested approaches to achieving the SDGs. All three of these threats could then be compounded through (4) the inadequate governance of RAS, while also posing ethical issues about data use.

The primary and most salient threat, raised by 51% of participants, was that RAS deployment would reinforce existing inequalities because “through the course of history [...] automation has always had a tendency to ease the accumulation of wealth, typically benefiting those who are already wealthy”. Participants envisaged scenarios whereby inequalities could be exacerbated by cultural contexts and negative perceptions that communities hold for RAS, such as RAS “contradict[ing] the ideas of agricultural production embraced by indigenous peoples” or human interactions being necessary for some occupations such as teaching or nursing. Inequalities could also be intensified by a transformed job market, as the need for low-skilled workers would decrease as “low skilled, mundane and routine tasks can be automated. Reskilling employees will take time; during which more advanced jobs are probably being ‘taken over’ by RAS”.

Although the impact of automation on jobs is uncertain^{19,20}, the perception of RAS taking over jobs might be sufficient to slow down their deployment in some countries, as “RAS [...] won’t be chosen over [...] labour-intensive processes due to loss of livelihood, despite health and productivity benefits”. Participants thus noted that inequalities might rise between countries, as these negative perceptions interact with different starting points in regards to access to technology⁴³, and a greater reliance on primary production and manufacturing rather than services in low- and middle-income countries⁴⁴. However, participants emphasised how negative RAS impacts on the job market could be lessened by “redefin[ing] what we mean by ‘full and productive employment’ [...]”. We might consider goals such as ‘full unemployment’ and the encouragement of leisure instead of work”.

Unless actions are taken¹², participants felt that RAS were likely to exacerbate existing inequalities by reinforcing pre-existing structural biases. Specifically, if artificial intelligence⁴⁵, which is central to many RAS technologies, is trained on biased datasets and decisions are taken without human intervention, those biases and associated inequalities will be amplified⁴⁶. There are promising ways to mitigate such threats via ensuring biases in datasets are adjusted for using more appropriate algorithms, however those are yet to be tested in the real world and rely on biases in training datasets being openly acknowledged, which is as yet not the norm⁴⁷. Additionally, participants identified the need to empower more women and those from diverse ethnic backgrounds to engage with RAS development. Currently most RAS researchers are male (84%) and white (67%)⁴⁸. This lack of diversity poses a risk that any structural inequalities and pre-existing biases in datasets are unconsciously reinforced by RAS developers who may not fully grasp issues facing minority and underrepresented groups.

Twenty percent of participants were concerned about the potential negative environmental impacts of RAS (Fig. 3). Primarily, these were related to the lifecycle of RAS, including the type and amount of energy required for large-scale RAS deployment⁴⁹, the impact of resource extraction to build RAS and the pollution caused by unrecovered RAS or their disposal⁵⁰. In addition, participants were worried that improvements in productivity catalysed by RAS could well come at the expense of the environment. Landscape simplification is an important driver of environmental change and biodiversity loss⁵¹. Participants felt that deploying RAS for food production might expand landscape simplification by favouring practices such as sensor-based weed control⁵² and robotic fruit-picking⁵³, both of which require relatively simplified landscapes^{52,53}. Participants noted how the “history of the global food system has shown that the use of technology has increasingly contributed to seed poverty [and] environmental devastation” and were concerned about this being amplified. The negative impact of unmanned aerial vehicles on birds is well-documented⁵⁴. Participants envisaged scenarios where large-scale RAS-deployment would intensify such disruptions and cause comparable issues with other taxonomic groups, including some that are currently poorly known or isolated due to their inaccessible habitats, such as deep-sea organisms³⁹.

For many of the SDGs, there are already tried-and-tested approaches that can be used to enhance their delivery. A threat identified by 27% of participants (Fig. 3) was that investments in RAS might divert resources away from more straightforward, less technologically-driven approaches. Participants highlighted that many of the SDGs are “very human and politically driven ambitions and RAS may not be the best solution to achieve [them]” and resource allocation to social and political programs were better alternatives (e.g. for achieving SDG10 or SDG16). Participants also warned that investing in technology without similar investment in the social context might be counterproductive. An example of this

was “high-tech public toilet cubicles installed in a city in India as safe and clean units for women to use. However, no-one used them as they were poorly placed and they feared that the automatic door would trap them inside”. Even for those goals which could benefit from RAS implementation, participants were worried that implementation of RAS systems will be too slow, as “[t]he current state of the technology is not fully ready [...], [r]eliance on autonomy might worsen the situation”. RAS should not be implemented at the expense of tried-and-tested activities such as vaccination campaigns, education or emergency response services.

Another concern raised by 27% of participants, denoting lower recognition of the threat as compared to the threat of reinforcing inequalities, was the risk of inadequate governance of RAS (Fig. 3). There was consensus that, “if used wisely” and fairly, the impact of RAS would be mostly beneficial. Nonetheless, it remains uncertain how RAS-use will be regulated and who might own the resulting data⁵⁵. This raises an important ethical issue, as “solutions in tech risks creating a form of technological determinism and missing the need for broader reforms, including over who owns and controls tech itself”. Participants noted that ownership of human behaviour data collected for monitoring related to health, education or institutions could be exploited by transnational companies, authoritarian governments or hackers, with consequences for human rights and privacy⁵⁶. Participants also thought that inadequate governance of RAS could increase the likelihood of reinforcing inequalities or damaging the environment. Participants felt that robust international legal and regulatory frameworks for RAS should promote sharing of intellectual property. If RAS technology and patents are largely owned by transnational companies who can bypass national regulatory frameworks, this might lead to higher operating costs, making RAS unaffordable for most of the population and reinforcing macroeconomic inequalities. Ownership by transnational companies could also augment negative environmental impacts, with participants concerned about the “possibility that increased automation could further boost large-scale agribusiness that has been degrading ecosystems globally”.

Net overall impact of RAS on SDG delivery. Despite identifying emerging threats, participants indicated that the impact of RAS on progress towards the SDGs was likely to be overwhelmingly positive (Fig. 4a). No SDG was determined to be predominately impacted by RAS negatively, and there were seven SDGs for which more than 75% of the participants believed that RAS would have only positive impacts on their delivery. For the remaining ten SDGs, trade-offs requiring careful management were identified. However, the future net overall impact of RAS on achieving the SDGs was considered hard to predict by most (Fig. 4b), especially for SDGs dealing with inequalities (SDG5 and SDG10). This uncertainty may well reflect the lack of interaction, and hence understanding, between engineering, natural sciences and social sciences experts⁵⁷. Indeed, this was reflected in our participants, none of whom professed RAS expertise alongside knowledge of the SDGs dealing with issues of poverty, equality, justice or institutions (SDG1, SDG5, SDG10, SDG16 or SDG17; Supplementary Fig. 2). The participants only scored the certainty of RAS impacts as ‘very easy’ to evaluate for three SDGs, related to innovation and infrastructure (SDG9), cities (SDG11) and climate (SDG13).

Co-benefits and trade-offs associated with RAS and the SDGs.

Participants identified several SDGs, particularly those associated with environmental issues or multi-dimensional poverty, which would benefit from RAS implementation aligned with meeting other SDGs. For example, RAS implementation for

land decontamination, aligned with SDG15, would also contribute to the environmentally sound waste management required to reach SDG12. Reduction of waste produced rather than its management later down the line is also critical in reaching SDG12, and ties closely with “SDG2 [...] in terms of food security, where you could actually deploy RAS [to monitor] consumption and thereby reduce food waste”. Likely co-benefits of RAS deployments in industry (SDG9) or agriculture (SDG2) were envisaged. For instance, RAS implementation to replace unsafe tasks in agriculture traditionally carried out by women could facilitate improvements in gender equality by decreasing the low paid work burden and freeing up time for education for women (SDG5). Examples with industry include cases when RAS might “be deployed to gain more transparency across global value chains, and through this further reduce modern slavery aspects globally”. Due to the strong inter-linkages between health, education and poverty², participants envisaged scenarios whereby the contribution of RAS to education (SDG4) would be a “determiner of the success of other goals such as gender equality, [...] poverty reduction, [...] health and the like”. Equally, RAS-led improvements in food provision (SDG2) or health (SDG3) were thought likely to advance progress towards multi-dimensional poverty reduction (SDG1).

Participants raised concerns regarding trade-offs between the benefits gained by RAS deployment for specific goals, especially where technical solutions may initially be attractive such as in upgrading industries and infrastructure. Opportunities were identified for RAS deployment to increase the efficiency of tasks, but better efficiency and associated cost reductions may well create rebound effects that amplify consumption⁵⁸, thus worsening environmental crises⁵⁹ because more virgin materials would be processed into products each year². Greater efficiency could also further concentrate wealth, reinforcing inequalities, such as in the case of water management, where “some countries are [...] endangering water for others, [so] increasing efficiency for some country might not necessarily be good for another in terms of monopolising water management”. Trade-offs emerging from RAS deployment were also identified within goals. For instance, the opportunity to enhance access and monitoring was perceived by participants to be as likely to open new routes for over-exploitation as to improve conservation efforts³⁹. Some of the trade-offs that were identified are inherent within the SDGs themselves, such as how SDG12, which promotes consumption and production, could lead to trade-offs with SDGs associated with health, poverty reduction and reduced inequalities². Similarly, SDG8 on economic growth has multiple targets that can impede each other⁶⁰.

Participants also felt that over-reliance on RAS for monitoring to support decision-making might undermine progress towards meeting SDGs associated with inclusivity and improved governance, such as SDG11 on sustainable cities and communities and SDG 16 on peace, justice and strong institutions, as “the decisions made by artificial intelligence algorithm-powered urban planning and management systems will exclude ordinary citizens”. Increasing use of RAS for informing decision-making could have wide-reaching repercussions by “trigger[ing] humans to completely delegate the thinking job of decision-making to automated systems, reducing our knowledge and understanding of these complex systems and [...] our control on the interplay of these complex factors that are affecting these systems”.

RAS and SDGs: ways forward. RAS are here to stay and will fundamentally transform how we interact with one another, technology and the environment⁹. This transformation offers many potential benefits. However, realising those benefits while

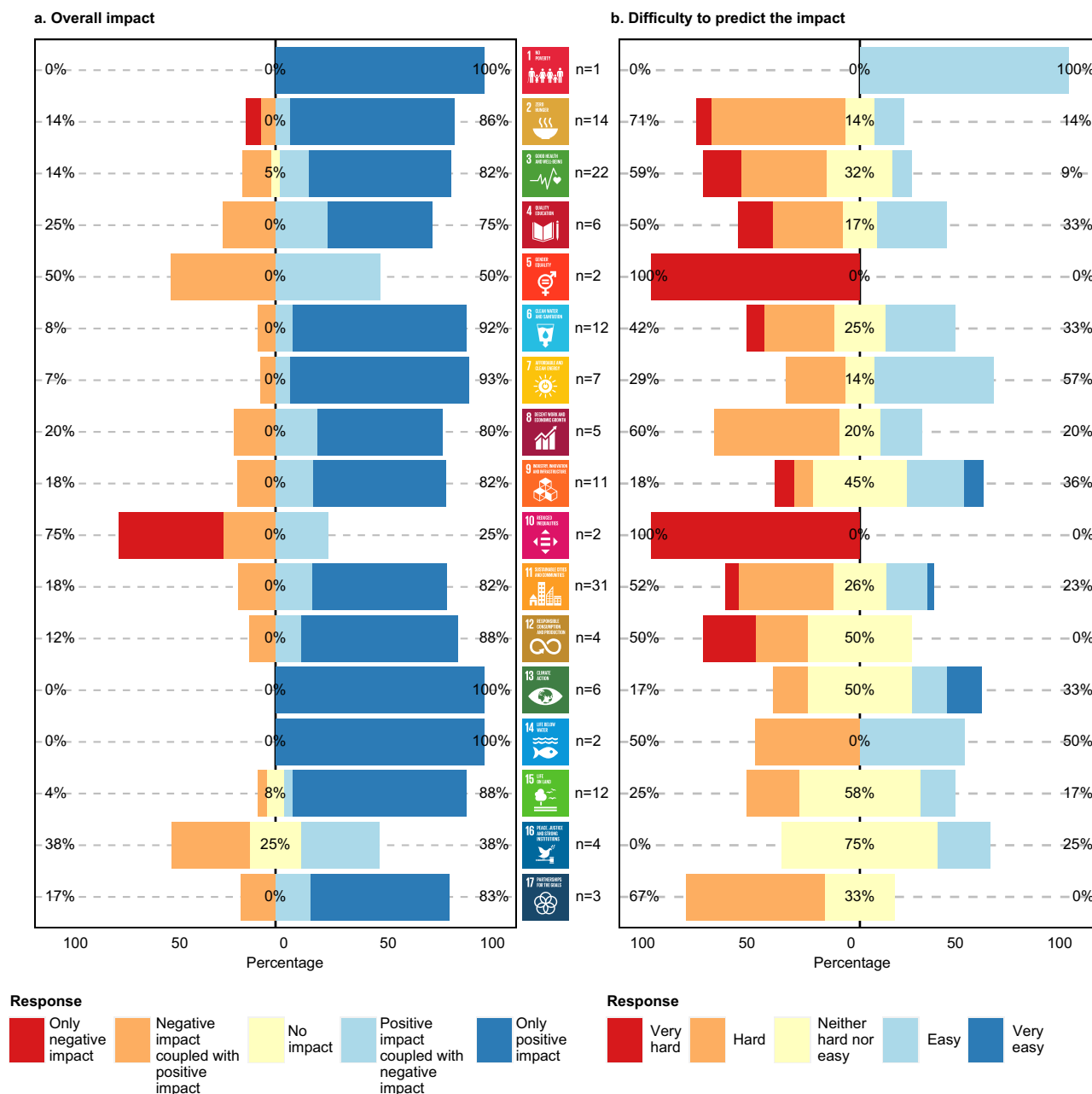


Fig. 4 Impact of RAS on the SDGs and the difficulty to predict said impact, as rated by the online questionnaire participants. **a** Overall impact of RAS on the SDGs; **b** Difficulty to predict the impact of RAS on the SDGs. Percentage values indicate the proportion of participants giving negative, neutral and positive scores. See Fig. 1 and <https://www.un.org/sustainabledevelopment/> for SDG icon definitions and further information. The content of this publication has not been approved by the United Nations and does not reflect the views of the United Nations or its officials or Member States.

minimising unintended consequences and trade-offs will be complex. As a starting point, a declared aspiration to contribute positively to the full range of SDGs when designing and deploying RAS⁶¹ would likely enhance the social and environmental benefits of RAS uptake. Early collaboration and continued dialogue across stakeholders while implementing RAS would contribute to both setting realistic expectations⁶² and helping organisations working for sustainable development⁶³ to seize opportunities provided by RAS while avoiding any pitfalls. Greater engagement by engineers with sustainable development professionals would ensure that RAS are developed and deployed while respecting the needs of multiple different groups and mitigating any emerging threats^{24,61} from the outset. Indeed, appropriate mitigation measures to counter the potential negative impacts of RAS would,

by their very nature, contribute to addressing the SDGs. For example, improving education would help bridge technological gaps, reducing inequality of access to RAS²⁰. Further, strengthening institutions would reduce the likelihood of poor RAS governance. Indeed, strong governance structures are central to mitigating any emerging threats, as is ensuring that adequate regulation is in place prior to widespread uptake will be essential. Robotics are now included in United Nations' strategies for peace⁶⁴, yet the opportunities and threats posed by RAS are thus far not integrated into any other global initiatives, strategies or social goal setting. In part, this is likely due to the relatively slow pace of regulation and goal setting when compared to RAS development, leaving the door to non-regulation or regulation through non-binding norms or voluntary guidelines⁶⁵. This

approach is, however, insufficient as it is unable to ensure inclusivity and representation⁶⁵, which are both pillars of the SDGs. Iterative regulatory processes are that can be adapted in parallel with emerging new technologies are needed to ensure appropriate RAS governance⁶⁶. Although all impacts of RAS across the suite of SDGs are hard to predict, inclusion of RAS in future iterations of the SDGs⁶⁷ will be essential to avoid detrimental and unintended consequences while realising the opportunities they offer.

Methods

Horizon scans aim to “support the early identification and collective exploration of emerging issues”⁶⁸ through a systematic examination of potential future developments and their related threats and opportunities^{69,70}. They can be carried out as either a document-based analysis, focusing on scientific literature, patents or media, or as an expert consultation process⁷⁰. Horizon scans have been used to study a diversity of topics, including bioengineering⁷¹, security⁷², medicine^{73,74} and biodiversity conservation^{21,75}, and are increasingly used by private and public organisations worldwide⁶⁹ to inform decision-making. Here, we conducted a horizon scan of the future potential positive and negative impacts, opportunities and threats that RAS deployment could have on the delivery of the SDGs, and the co-benefits of trade-offs between RAS deployment for using a three-step expert consultation process.

Horizon scan participants. We adopted a mixed approach to recruitment to minimise the likelihood of bias associated with relying on a single method. We recruited RAS and SDGs experts by directly contacting 1078 people with relevant research profiles. Additional participants were recruited through snowball sampling (i.e. participants suggesting additional experts from their professional networks), mailing lists (e.g. EU robotics, Pipebots) and social media. A pool of 102 participants responded to the online questionnaire, with expertise from across the world (Supplementary Fig. 1) and all SDGs (Supplementary Fig. 2).

We asked participants to describe their areas of expertise, country of employment and countries in which they conduct their work (e.g. research projects, consultancy contracts). Countries were grouped into high-income and low- and middle-income according to the Development Assistance Committee list of official development assistance from the Organisation for Economic Co-operation and Development⁷⁶. Participants were based in 23 different countries, with 58 (57%) in high income and 44 (43%) in low- and middle-income countries (Supplementary Fig. 2g, h). Most participants conducted research, with two working with the private sector, one for a government and one for an NGO. Our participant pool consisted of experts whose primary expertise was in engineering (25%) or mainly aligned with the 17 SDGs (76%) and was 36% female (Supplementary Fig. 2c–f).

Prior to taking part, we asked participants for their consent, informing them that their involvement was voluntary, they could withdraw at any point, and their answers would be anonymised. Ethical approval was granted by the University of Leeds Ethics Research Committee (Reference LTSEE-105). The anonymised quantitative data are available on the University of Leeds Institutional Repository (<https://doi.org/10.5518/1078>). We piloted the questionnaire and, as a consequence, refined some of the wording to improve clarity. The answers from the pilots were discarded and not included in the analysis.

Horizon scan. The first step of the horizon scan comprised an online questionnaire (Fig. 2) and aimed to evaluate the overall impact of RAS on each SDGs and extract the main opportunities for and threats towards SDG delivery associated with RAS deployment. Given that there are 17 SDGs covering a very broad remit (Fig. 1), we structured the initial questionnaire to allow participants to choose up to three SDGs that best aligned with their expertise. Each SDG covers a wide range of societal issues and consists of several targets (median = 10; range = 5–19; total = 169)¹. It is likely that the impact of RAS will vary according to the target. We therefore asked participants to evaluate whether RAS would have (a) a positive impact and (b) a negative impact on the achievement of each target of the goal(s) in which they have expertise, using a 5-item Likert scale (strongly disagree, disagree, neutral, agree or strongly agree). A “do not know” category was also included. The response to the Likert scale was used to elicit an in-depth statement to the open-ended follow-up question as to what type of impact(s) were considered, thus providing a description of which opportunities (for positive impacts) or threats (for negative impacts) each achievement of targets would experience from RAS. Participants were also asked to evaluate the impact of RAS on the overall SDG, as either (a) positive, (b) negative, (c) both positive and negative or (d) no impact. The ease of predicting the impact of RAS on each SDG will likely vary according to the level of development/use of RAS in that area. To evaluate the level of certainty associated with RAS impacts on each SDG, we asked the participants to evaluate, through a 5-point Likert scale (very hard, hard, neither hard nor easy, easy or very easy), how difficult they felt it was to predict the impact of RAS on the SDG. The online questionnaire was completed by 102 participants (Supplementary Fig. 2a). Each participant covered a median of one SDG (range = 1–3), providing 144

responses covering all 17 SDGs. Participants submitted 1913 statements across the 169 SDG targets. The statements and quantitative rankings were collated and analysed for each SDG.

For step two of the horizon scan, we wished to synthesise the statements for each SDG. In particular, we wanted to evaluate what the key opportunities and threats associated with RAS deployment for each SDG were, consider whether there was variation in which targets within each SDG were more or less likely to be impacted, and evaluate the overall impact of RAS on the SDG as a whole. To do this, we grouped the participants who opted to continue their participation into 17 groups, assigning them to SDGs that aligned as close to possible with their stated expertise. Each group included at least one engineer. Every group was presented with the collated answers from the first step to carry out the evaluation. Given that step one resulted in a low number of answers for SDG1, the participants assigned to this SDG independently provided their answers to the step one questionnaire prior to the group work. Participants assigned to SDG2 and SDG14 did not contribute. Step two resulted in 15 group synthesis redacted by 44 participants.

Step three of the horizon scan consisted of an online workshop aiming to highlight the interactions, in terms of both co-benefits and trade-offs, between RAS deployed for delivering different SDGs. During this workshop, one representative from each group presented their synthesis. The 44 participants then discussed the interactions with the other SDGs.

Analysis. We used an inductive approach to content analyse the qualitative data extracted from the in-depth answers from the questionnaire (step one), the synthesis (step two) and the transcriptions from the workshop discussions (step three). Data were grouped according to whether they described (a) an emerging opportunity through which RAS could contribute to the achievement of the SDGs or (b) an emerging threat to take into consideration when designing RAS to avoid any negative impact on the achievement of the SDGs. We took a similar inductive approach to content analysis to extract the co-benefits and trade-offs from the workshop discussions (step three).

We quantified how recognised each opportunity and threat was by calculating the percentage of participants mentioning that opportunity or threat in their in-depth questionnaire answers. We report percentages as an indication of how salient the opportunity or threat was perceived, rather than as a measure of its scientific validity. We generated visualisations of all Likert scores with the “Likert” package⁷⁷ of R, version 4.0.2⁷⁸.

Data availability

The anonymised quantitative dataset generated and analysed during this study is available via the University of Leeds Institutional Repository (<https://doi.org/10.5518/1078>). The qualitative datasets generated and analysed are not publicly accessible due to privacy restrictions.

Received: 15 July 2021; Accepted: 6 June 2022;

Published online: 21 June 2022

References

- United Nations. *Transforming our world: the 2030 agenda for sustainable development*. (United Nations, 2015).
- Pradhan, P., Costa, L., Rybski, D., Lucht, W. & Kropp, J. P. A Systematic Study of Sustainable Development Goal (SDG) Interactions. *Earth's Futur.* **5**, 1169–1179 (2017).
- Scheyvens, R., Banks, G. & Hughes, E. The Private Sector and the SDGs: The Need to Move Beyond ‘Business as Usual’. *Sustain. Dev.* **24**, 371–382 (2016).
- Braut, M. A. et al. Global health action measuring child survival for the Millennium Development Goals in Africa: what have we learned and what more is needed to evaluate the Sustainable Development Goals? <https://doi.org/10.1080/16549716.2020.1732668> (2020).
- Blicharska, M. et al. Biodiversity's contributions to sustainable development. *Nat. Sustainability* <https://doi.org/10.1038/s41893-019-0417-9> (2019).
- Flores, W. & Samuel, J. Grassroots organisations and the sustainable development goals: no one left behind? *BMJ* **365**, l2269 (2019).
- Economic and Social Council of the United Nations. *Progress towards the Sustainable Development Goals*. (Economic and Social Council of the United Nations, 2021).
- Sachs, J. D. et al. Six transformations to achieve the Sustainable Development Goals. *Nat. Sustain.* **2**, 805–814 (2019).
- Marvin, S., While, A. H., Kovacic, M., Lockhart, A. & Macrorie, R. *Urban robotics and automation: critical challenges, international experiments and transferable lessons for the UK*. (UK-RAS White Papers, 2018).
- World Economic Forum. *The future of jobs report 2020*. (World Economic Forum, 2020).

11. Gulsrud, N. M. et al. 'Rage against the machine'? The opportunities and risks concerning the automation of urban green infrastructure. *Landsc. Urban Plan.* **180**, 85–92 (2018).
12. Vinuesa, R. et al. The role of artificial intelligence in achieving the Sustainable Development Goals. *Nat. Commun.* **11**, 233 (2020).
13. Andras, I. et al. Artificial intelligence and robotics: a combination that is changing the operating room. *World J. Urol.* **38**, 2359–2366 (2020).
14. Lee, J.-Y. et al. Nurses' needs for care robots in integrated nursing care services. *J. Adv. Nurs.* **74**, 2094–2105 (2018).
15. Slaughter, D. C., Giles, D. K. & Downey, D. Autonomous robotic weed control systems: A review. *Comput. Electron. Agric.* **61**, 63–78 (2008).
16. White, C. F., Lin, Y., Clark, C. M. & Lowe, C. G. Human vs robot: comparing the viability and utility of autonomous underwater vehicles for the acoustic telemetry tracking of marine organisms. *J. Exp. Mar. Bio. Ecol.* **485**, 112–118 (2016).
17. Harvey, J. B. J. et al. Robotic sampling, in situ monitoring and molecular detection of marine zooplankton. *J. Exp. Mar. Bio. Ecol.* **413**, 60–70 (2012).
18. Patel, M., Jernigan, S., Richardson, R., Ferguson, S. & Buckner, G. Autonomous robotics for identification and management of invasive aquatic plant species. *Appl. Sci.* **9**, 2410 (2019).
19. Autor, D. H. Why are there still so many jobs? The history and future of workplace automation. *J. Econ. Perspect.* **29**, 3–30 (2015).
20. Greenwood, D. T. The three faces of labor: sustainability and the next wave of automation. *J. Econ. Issues* **53**, 378–384 (2019).
21. Goddard, M. A. et al. A global horizon scan of the future impacts of robotics and autonomous systems on urban ecosystems. *Nat. Ecol. Evol.* **5**, 219–230 (2021).
22. Chen, Y. & Li, Y. Intelligent autonomous pollination for future farming - A micro air vehicle conceptual framework with artificial intelligence and human-in-the-loop. *IEEE Access* **7**, 119706–119717 (2019).
23. Wadud, Z., MacKenzie, D. & Leiby, P. Help or hindrance? The travel, energy and carbon impacts of highly automated vehicles. *Transp. Res. Part A Policy Pract.* **86**, 1–18 (2016).
24. Ramirez-Mendoza, R. A. et al. Incorporating the sustainable development goals in engineering education. *Int. J. Interact. Des. Manuf.* **14**, 739–745 (2020).
25. Amanatidou, E. et al. On concepts and methods in horizon scanning: lessons from initiating policy dialogues on emerging issues. *Sci. Public Policy* **39**, 208–221 (2012).
26. Yuan, Z. et al. Sweating the assets—the role of instrumentation, control and automation in urban water systems. *Water Res.* **155**, 381–402 (2019).
27. Zeng, Z., Chen, P.-J. & Lew, A. A. From high-touch to high-tech: COVID-19 drives robotics adoption. *Tour. Geogr.* **22**, 724–734 (2020).
28. Eskandari Torbaghan, M. et al. Robotic and autonomous systems for road asset management: a position paper. *Proc. Inst. Civ. Eng. - Smart Infrastruct. Constr.* **172**, 83–93 (2019).
29. Abbas, S., Ali, H. & Muhammad, A. Autonomous canal following by a micro-aerial vehicle uUsing deep CNN. *IFAC-PapersOnLine* **52**, 243–250 (2019).
30. Belpaeme, T., Kennedy, J., Ramachandran, A., Scassellati, B. & Tanaka, F. Social robots for education: A review. *Sci. Robot.* **3**, 5954 (2018).
31. Robaczewski, A., Bouchard, J., Bouchard, K. & Gaboury, S. Socially assistive robots: the specific case of the NAO. *Int. J. Soc. Robotics* 1–37 <https://doi.org/10.1007/s12369-020-00664-7> (2020).
32. Saleh, M. A., Hanapiyah, F. A. & Hashim, H. Robot applications for autism: a comprehensive review. *Disabil. Rehabil. Assist. Technol.* <https://doi.org/10.1080/17483107.2019.1685016> (2020).
33. Hodgson, J. C. et al. Drones count wildlife more accurately and precisely than humans. *Methods Ecol. Evol.* **9**, 1160–1167 (2018).
34. Flammini, F., Pragliola, C. & Smarra, G. Railway infrastructure monitoring by drones. in *2016 International Conference on Electrical Systems for Aircraft, Railway, Ship Propulsion and Road Vehicles International Transportation Electrification Conference (ESARS-ITEC)* 1–6 <https://doi.org/10.1109/ESARS-ITEC.2016.7841398> (2016).
35. Nair, K. S. Impact of robots in the financial sector. *IOSR J. Bus. Manag.* 72–76 (2018).
36. CSIRO. *Utilising Artificial Intelligence to detect illegal fishing*. (CSIRO, 2020).
37. Manjakkal, L. et al. Connected sensors, innovative sensor deployment, and intelligent data analysis for online water quality monitoring. *IEEE Internet Things J.* **8**, 13805–13824 (2021).
38. Laksham, K. B. Unmanned aerial vehicle (drones) in public health: a SWOT analysis. *J. Fam. Med. Prim. Care* **6**, 169–170 (2017).
39. Ramirez-Llodra, E. et al. Benthic communities on the Mohn's treasure mound: implications for management of seabed mining in the Arctic mid-ocean ridge. *Front. Mar. Sci.* **7**, 1–12 (2020).
40. Despommier, D. Farming up the city: the rise of urban vertical farming. *Trends Biotechnol.* **31**, 388–389 (2013).
41. Gelauff, G., Ossokina, I. & Teulings, C. Spatial and welfare effects of automated driving: Will cities grow, decline or both? *Transp. Res. Part A Policy Pract.* **121**, 277–294 (2019).
42. Stead, D. & Vaddadi, B. Automated vehicles and how they may affect urban form: a review of recent scenario studies. *Cities* **92**, 125–133 (2019).
43. World Bank. Individuals using the Internet (% of population). World Development Indicators, The World Bank Group. <https://data.worldbank.org/indicator/IT.NET.USER.ZS>. Accessed 9 Sep 2020. (2018).
44. World Bank. Services, value added (% of GDP). World Development Indicators, The World Bank Group: <https://data.worldbank.org/indicator/NV.SRV.TOTL.ZS>. Accessed 8 Dec 2020 (2017).
45. Howard, A. & Borenstein, J. Hacking the human bias in robotics. *ACM Trans. Hum.-Robot Interact.* **7**, 7–9 (2018).
46. Myers West, S., Whittaker, M. & Crawford, K. Discriminating systems: gender, race, and power in AI. *AI Now Institute*. (2019). Retrieved from: <https://ainowinstitute.org/discriminatingystems.html>.
47. Zou, J. & Schiebinger, L. Design AI so that its fair. *Nature* **559**, 324–326 (2018).
48. Zhang, D. et al. *The AI index 2021 annual report*. (AI Index Steering Commity, Human-Centered AI Institute, Stanford University, 2021).
49. Jones, N. How to stop data centres from gobbling up the world's electricity. *Nature* **561**, 163–166 (2018).
50. Kopacek, B. & Kopacek, P. End of life management of industrial robots. *Elektrotechnik und Informationstechnik* **130**, 67–71 (2013).
51. Gámez-Virués, S. et al. Landscape simplification filters species traits and drives biotic homogenization. *Nat. Commun.* **6**, 1–8 (2015).
52. Machleb, J., Peteinatos, G. G., Kollenda, B. L., Andújar, D. & Gerhards, R. Sensor-based mechanical weed control: Present state and prospects. *Comput. Electron. Agric.* **176**, 105638 (2020).
53. Tang, Y. et al. Recognition and localization methods for vision-based fruit picking robots: a review. *Front. Plant Sci.* **11**, 1–17 (2020).
54. Mulero-Pázmány, M. et al. Unmanned aircraft systems as a new source of disturbance for wildlife: A systematic review. *PLoS One* **12**, e0178448 (2017).
55. Freeman, R. Who owns the robots rules the world. *IZA World Labor* **5**, (2015).
56. Helbing, D. & Pournaras, E. Society: Build digital democracy. *Nature* **527**, 33–34 (2015).
57. The British Academy. *Crossing paths: interdisciplinary institutions, careers, education and applications*. (The British Academy, 2016).
58. Madlener, R. & Alcott, B. Energy rebound and economic growth: A review of the main issues and research needs. *Energy* **34**, 370–376 (2009).
59. Wiedmann, T. & Lenzen, M. Environmental and social footprints of international trade. *Nat. Geosci.* **11**, 314–321 (2018).
60. Anderson, C. C., Denich, M., Warchold, A., Kropp, J. P. & Pradhan, P. A systems model of SDG target influence on the 2030 Agenda for Sustainable Development. *Sustain. Sci.* **1**, 1–14 (2021).
61. Rogers, C. D. F. Engineering future liveable, resilient, sustainable cities using foresight. *Proc. Inst. Civ. Eng. Civ. Eng.* **171**, 3–9 (2018).
62. Tomašev, N. et al. AI for social good: unlocking the opportunity for positive impact. *Nat. Commun.* **11**, 2468 (2020).
63. Norman, B. Are autonomous cities our urban future? *Nat. Commun.* **9**, 2111 (2018).
64. Interpol & UNICRI. *Artificial Intelligence and Robotics for Law Enforcement*. (Interpol & UNICRI, 2019).
65. Taihigh, A. Governance of artificial intelligence. *Policy Soc.* **40**, 137–157 (2021).
66. Fosch-Villaronga, E. & Heldeweg, M. "Regulation, I presume?" said the robot —Towards an iterative regulatory process for robot governance. *Comput. Law Secur. Rev.* **34**, 1258–1277 (2018).
67. Naidoo, R. & Fisher, B. Reset Sustainable Development Goals for a pandemic world. *Nature* **583**, 198–201 (2020).
68. Könnölä, T., Salo, A., Cagnin, C., Carabias, V. & Vilkkumaa, E. Facing the future: Scanning, synthesizing and sense-making in horizon scanning. *Sci. Public Policy* **39**, 222–231 (2012).
69. van Rij, V. Joint horizon scanning: Identifying common strategic choices and questions for knowledge. *Sci. Public Policy* **37**, 7–18 (2010).
70. Hines, P., Hiu, Yu, L., Guy, R. H., Brand, A. & Papaluca-Amati, M. Scanning the horizon: a systematic literature review of methodologies. *BMJ Open* **9**, e026764 (2019).
71. Kemp, L. et al. Bioengineering horizon scan 2020. *Elife* **9**, 1–20 (2020).
72. Salter, M. B. et al. Horizon Scan: Critical security studies for the next 50 years. *Secur. Dialogue* **50**, 9–37 (2019).
73. Noorlander, C. W. et al. Horizon scan of nanomedicinal products. *Nanomedicine* **10**, 1599–1608 (2015).
74. Herberts, C. A., Park, M. V. D. Z., Pot, J. W. G. A. & de Vries, C. G. J. C. A. Results from a horizon scan on risks associated with transplantation of human organs, tissues and cells: from donor to patient. *Cell Tissue Bank.* **16**, 1–17 (2015).
75. Sutherland, W. J. et al. A horizon scan of emerging global biological conservation issues for 2020. *Trends Ecol. Evol.* **35**, 81–90 (2020).
76. OECD. *DAC List of ODA Recipients. Effective for reporting on 2020 flows*. (OECD, 2020).

77. Bryer, J. & Speerschnieder, K. likert: analysis and visualization Likert items. (2016). R package version 1.3.5. <https://CRAN.R-project.org/package=likert>.
78. R Core Team. R: A language and environment for statistical computing. (2020).

Acknowledgements

We are grateful to J. Adjima, D. Armenteras, A. Bowman, C.A. Buckley, K. Chaudhari, L.A. Creencia, A. Darzi, A. Dickinson, H. Dyer, N. Flanagan, G. Gamula, T.G. Ginindza, S. Gurung, C. Hassall, J.N. Kamau, P. Kayange, Kelvin, A. Krishnan, P. Kumar, I. Kuznetsova, D. Mahadevia, S. Marvin, J. McQuaid, L.J. Montoya, J.O. Ndege, C. Nzeadike, R.J. O'Connor, B. Okelo, C. Picardi, M.A. Post, R.M. Protill, G. Ramirez-Nieto, B. Read, A. Redmond, D. Rush, L.P. Sabogal Paz, P. Sammonds, G.I. Sanchez, M.K. Sanyal, A. Sarkar, G. Sartoretti, D. Spencer, W. Tadesse, N.J. Talbot and all other participants who took part in this study. The work of S.G., P.P., M.E.T., B.Y.K., I.D.R., C.D.F.R., M.Z.S. and M.D. was funded by the UK government's Engineering and Physical Sciences Research Council (grant EP/N010523/1: 'Balancing the Impact of City Infrastructure Engineering on Natural Systems using Robots'). Z.G.D. was funded via the UK Research and Innovation's Global Challenges Research Fund (UKRI GCRF) through the Trade, Development and the Environment Hub project (project number ES/S008160/1). A.D.P. was funded by the MEMMO EU project within the Horizon 2020 programme (grant agreement 780684), A.D.N. by the the European Union under the Horizon 2020 Grant n. 955778 (PERSEO) and the UK EPSRC with the grant EP/W000741/1 (EMERGENCE), A.C.M. by the Lloyd's Register Foundation, Assuring Autonomy International Programme, and M.P. under BBSRC Global Challenges Research Fund (Project BB/S014586/1). T.P. thanks the Technology Touching Life network (MRC – MR/R025746/1).

Author contributions

M.D., P.P. and S.G. conceived the study. S.G., M.D., P.P., Z.G.D., M.N. and L.C.S. developed and tested the questionnaire and webinar materials. L.C.S., G.R.B., M.B., E.E.F.B., B.C., P.D.J., A.D.P., A.D.N., C.O.E.-E., M.E.T., K.L.E., M.F., W.H., J.U.I., J.C.J.-C., B.Y.K., B.K.B., S.L., A.C.M., C. Mady, C. Maple, W.N.M., R.K.M.-A., O.C.O., T.O., C.O., A.O., M.P., T.P., M.L.R., C.C.R.-B., I.D.R., C.D.F.R., C.R., M.B.R., M.K.S., M.Z.S., L.M.S., M.N.S., N.T.B., M.U.U., T.V., H.V., Z.W., X.W. and N.W. contributed data. S.G. collated and analysed these data. S.G., M.D., P.P. and Z.G.D. led writing the paper. M.N., L.C.S., G.R.B., M.B., E.E.F.B., B.C., P.D.J., A.D.P., A.D.N., C.O.E.-E., M.E.T., K.L.E., M.F., W.H., J.U.I., J.C.J.-C., B.Y.K., B.K.B., S.L., A.C.M., C. Mady, C. Maple, W.N.M., R.K.M.-A., O.C.O., T.O., C.O., A.O., M.P., T.P., M.L.R., C.C.R.-B., I.D.R., C.D.F.R., C.R., M.B.R., M.K.S., M.Z.S., L.M.S., M.N.S., N.T.B., M.U.U., T.V., H.V., Z.W., X.W. and N.W. contributed to and agreed on the final version.

Funding

Open Access funding enabled and organized by Projekt DEAL.

Competing interests

The authors declare no competing interests.

Additional information

Supplementary information The online version contains supplementary material available at <https://doi.org/10.1038/s41467-022-31150-5>.

Correspondence and requests for materials should be addressed to Solène Guenat or Martin Dallimer.

Peer review information *Nature Communications* thanks Barbara Norman and the other, anonymous, reviewer(s) for their contribution to the peer review of this work.

Reprints and permission information is available at <http://www.nature.com/reprints>

Publisher's note Springer Nature remains neutral with regard to jurisdictional claims in published maps and institutional affiliations.



Open Access This article is licensed under a Creative Commons

Attribution 4.0 International License, which permits use, sharing, adaptation, distribution and reproduction in any medium or format, as long as you give appropriate credit to the original author(s) and the source, provide a link to the Creative Commons license, and indicate if changes were made. The images or other third party material in this article are included in the article's Creative Commons license, unless indicated otherwise in a credit line to the material. If material is not included in the article's Creative Commons license and your intended use is not permitted by statutory regulation or exceeds the permitted use, you will need to obtain permission directly from the copyright holder. To view a copy of this license, visit <http://creativecommons.org/licenses/by/4.0/>.

© The Author(s) 2022

¹Sustainability Research Institute, School of Earth and Environment, University of Leeds, Leeds, UK. ²Institute of Landscape Planning and Ecology, University of Stuttgart, Stuttgart, Germany. ³School of Civil Engineering, University of Leeds, Leeds, UK. ⁴Durrell Institute of Conservation and Ecology (DICE), School of Anthropology and Conservation, University of Kent, Canterbury, UK. ⁵Department of Environment and Geography, University of York, York, UK. ⁶Department of Population Medicine, College of Medicine, QU Health, Qatar University, Doha, Qatar. ⁷Centre for Ecological Economics and Natural Resources, Institute for Social and Economic Change, Bengaluru, India. ⁸Sheffield University Management School, University of Sheffield, Sheffield, UK. ⁹Department of Pharmacology, St John's Medical College and Hospital, Bengaluru, India. ¹⁰Department of Urban Studies and Planning, University of Sheffield, Sheffield, UK. ¹¹Smart Places, Council for Scientific and Industrial Research, Pretoria, South Africa. ¹²Industrial Engineering Department, University of Trento, Trento, Italy. ¹³Advanced Wellbeing Research Centre, Sheffield Hallam University, Sheffield, UK. ¹⁴Department of Chemistry, Covenant University, Ota, Nigeria. ¹⁵Department of Civil Engineering, School of Engineering, University of Birmingham, Birmingham, UK. ¹⁶School of Biosciences, University of Sheffield, Sheffield, UK. ¹⁷School of Politics and International Studies, University of Leeds, Leeds, UK. ¹⁸Department of Automatic Control and Micro-Mechatronic Systems, Femto-st Institute, Besançon, France. ¹⁹Department of Chemistry, University of Lagos, Lagos, Nigeria. ²⁰Universidad Autónoma de Querétaro, Querétaro, Mexico. ²¹School of Mechanical Engineering, University of Leeds, Leeds, UK. ²²Centre for Tropical Medicine and Global Health, Nuffield Department of Medicine, University of Oxford, Oxford, UK. ²³Department of Computer Science, University of York, York, UK. ²⁴Department of Architecture, Notre Dame University-Louaize, Zouk Mosbeh, Lebanon. ²⁵WMG, University of Warwick, Coventry, UK. ²⁶College of Natural and Computational Sciences, University of Gondar, Gondar, Ethiopia. ²⁷Digital Cultural Heritage Research Center, Sulaimani Polytechnic University, Sulaymaniyah, Iraq. ²⁸Department of Physics, Covenant University, Ota, Nigeria. ²⁹Global Food and Environment Institute, School of Food Science and Nutrition, University of Leeds, Leeds, UK. ³⁰Department of Plant Sciences, University of CA, Davis, MA, USA. ³¹School of Natural and Environmental Sciences, Newcastle University, Newcastle upon Tyne, UK. ³²School of Computer Science, University of Nottingham, Nottingham, UK. ³³Central Department of Geology, Tribhuvan University, Kathmandu, Nepal. ³⁴Department of Biology, Pittsburg State University, Pittsburg, KS, USA. ³⁵School of Electronic and Electrical Engineering, University of Leeds, Leeds, UK. ³⁶Department of Civil and Structural Engineering, University of Sheffield, Sheffield, UK. ³⁷MB Rumaney Scientific Consulting, Cape Town, South Africa. ³⁸SADC Centre for Distance Education, Botswana Open University, Gaborone, Botswana. ³⁹International Maize and Wheat Improvement Center, ICRAF, Nairobi, Kenya. ⁴⁰FAIR-SPACE, Surrey Space Centre, University of Surrey, Guildford, UK. ⁴¹The Urban Institute, Faculty of Social Science, University of Sheffield, Sheffield, UK. ⁴²Department of Food Science and Technology, Federal Polytechnic Idah, Idah, Nigeria. ⁴³HEC Montreal, Montreal, QC, Canada. ⁴⁴Institute for Transport Studies and School of Chemical and Process Engineering, University of Leeds, Leeds, UK. ⁴⁵Department of Environmental Design, School of Art and Design, Changzhou Institute of Technology, Changzhou, China. ✉email: solene.guenat@ilpoe.uni-stuttgart.de; m.dallimer@leeds.ac.uk